

## Table of Contents

Air/Fuel Sensor (Racepak)	47	Lokar Components	43,51
Air Line, Air Line Fittings	90	Master Cylinders and Mounts	20,21
AN Fittings and Lines	52,53	Morse Cables and Accessories	20,69
Apparel	Inside Back Cover	Motor Plates, Mid Plates, Mounts	30,31
Batteries, Mounts, Components	42,43,45	Neck Restraint	76
Bellhousing and Accessories	34,35,36	Oil Tank and Filter Accessories	2,51
Body's, Mounts and Accessories	58,59,60,61	Parachutes, Mounts, Accessories	67,68,69
Bolts, NAS-Aircraft	87	Pedal Components	2,19,20,21
Blueprints, Chassis	4	Plumbing Supplies, Tools	40,49,50,51,52,53,54
Bottle Mounts	56,57,76	Push/Pull Pins	89
Brake Kits	28,29	Quick Disconnects, Oil	51
Brake System Components	21,22,29	Racetech, Books and Programs	3
Car Covers	95	Rear End Housings, Axles and Components	6,7,8,12
Carbon Fiber Components	62,63,64,65,66	Rear Suspension	6,7,8,9,10,11
Chassis Kits	4,5	Rod Ends, Aurora	10,88
Chassis Paint	95	Safety Equipment, Seat Belts	62,69,75,76
Chassis Tuning Manual, Computer Programs	3,36	Scales	36,80
Chromoly Tubing and Plate	95	Seats, Mounts and Accessories	62
Clevis, Weld-in	93	Shocks, Tools and Accessories	15,16,17,18
Clutch Accessories, Tools	34,35,36	Springs, Coilover	17,27
Cooling System Components	39,40,41	Steering Components	23,24,25
CO <sup>2</sup> Bottles, Regulators	56	Starters, Meziere	46
Dashboards	63	Struts, Mounts and Accessories	26,27
Data Recorders and Accessories	47	Tabs and Hardware	94
Drive Shafts and Yokes	33	Tires and Accessories	77
Driveshaft Loop, Enclosures	32	Tools	35,36,81,82,83,84,85,86
DZUS Fasteners, Tabs and Tools	91,92	Tow Straps and Tie Downs	81
Electrical	42,43,44,45,46	Thirdmembers and Components	7,13,14
E-Z Lift Jack Systems	79	Throwout Bearings	34,35
Fastener Hardware	87,89	Transmission Coolers	40,51
Fire Suppression Systems	76	Transmission Mounts	31
Fuel Cells and Accessories	48,49	Threaded Tube Ends	93
Flexplates	36	Water Pumps and Accessories	40,41
Fuel Pumps,Regulators, Filters	50	Weight and Mounts	80
Gauges	22,36,50,56,77	Wheelie Bars and Components	2,37,38
Gears, Ring & Pinions	13	Wheels	78
Headers, Header Kits and Accessories	2,55	Window Nets and Mounts	75
Hood Scoops and Accessories	65,66	Windows and Accessories	72,73,74
Jiffy-Tite Quick-Connect Fittings	51	Wing Kits	58,70,71
Linkage, Throttle, Clutch, Brake	20	Wheel Tubs	63

## Terms and Conditions

**Hours:** Parts Department hours are 8:00 am to 5:00 pm, Monday through Friday, and 9:00 am to 12:00 pm on the first and third Saturday of the month, Central time. Of course, our fax line is available 7 days a week, 24 hours a day. Office telephone hours are 8:00 am to 5:00 pm, Monday through Friday, Central time. Technical Assistance is available from 1:00 pm to 4:00 pm, Monday through Friday, Saturday's by chance. During racing season, technical phones are closed during **NHRA** and **ADRL** National Events. Technical assistance can be obtained in person at the event.

**Pricing:** We regret prices listed may change periodically due to changes in cost of materials and/or components. If a price has changed from the catalog listed price, you will be notified at time of ordering.

**Ordering:** All orders will be shipped same day, if possible, with the exception of custom orders and back ordered items. UPS orders will be shipped C.O.D., if the total value is over \$1,250.00 (including shipping) cashier's check or money order only, unless prepaid.

**Truck line items must be prepaid prior to shipping. No C.O.D. truck orders.**

**Returns:** Merchandise will not be accepted for return without an RGA number. RGA numbers can be obtained through our Parts department. Merchandise must be returned in new, undamaged condition (no dents, holes, etc.). Items must be packaged properly and shipped freight prepaid. No returns on special order or custom order items. **A 15% re-stocking charge applies on all returns.**

**Customer Satisfaction:** **Jerry Bickel Race Cars, Inc.** is committed to quality. Customer satisfaction is important to us. Due to the construction aspect of our business, many parts are not attractive when in kit form, i.e., no paint or plating, etc. If a component is received and you are not entirely satisfied, call us. Let us continue to live up to the quality that is synonymous with **Jerry Bickel Race Cars, Inc.** We value your comments.

**Warranties:** *There is no warranty stated or implied due to unusual stresses placed on race cars and components and because we have no control over how they are maintained, installed and used. Due to the hazards involved with racing, Jerry Bickel Race Cars, Inc. accepts no liability for failures of racing components or accessories manufactured or sold by Jerry Bickel Race Cars, Inc. and Customer accepts all risks involved with racing and hazards thereof.*

# FEATURED PRODUCTS



## System One Oil Filter

512572 Filter  
\$189.00  
90004-1 Mount  
\$159.00



## 24-Quart Oil Tank

24-quart oil tank fits beside the 10-gallon fuel cell and includes all the fittings to connect to any blown alcohol, turbo engine. Internal plumbing allows the return of oil with no aeration and smooth flow out to the pump. Powder coated black. Optional internal heater available. Dimensions - 6-1/4" wide, 13" high, 17" long.



## Air Compressor Rechargeable

JBRC4050C  
\$49.95



## Single Wheelie Bar



JBRC1053S welded \$1,495.00  
JBRC1053SK un-welded \$750.00

JBRC5170 \$1,050.00  
with heater  
\$1,150.00



See Page 15 for Complete Line

## Clamp On Collector Tether System

NHRA Required in all Classes



JBRC1124 \$98.00 pr.

## Floor Mounted, Cable Operated Throttle Pedal



2 Way Radio Systems  
See Page 74



JBRC1212 \$99.99



## Race Car Push Bar



JBRC5063 \$175.00

# The one stop Chassis Shop






# Information Center



## The Only Pro Race Car Construction Books on the Planet.

*Contains Race Car Construction Techniques Developed from over 30 years of Race Car Fabrication*




### Pro Chassis Construction


**Chassis Fabrication  
Volume 1  
\$79.95**

**Body & Interior  
Volume 2  
\$99.95**

**2 Book  
Combo  
\$149.95**



## Jerry Bickel's Guide to Chassis Performance



**Chassis  
Performance  
Manual  
\$79.00  
RT-2000**

- **Race Car Operation** - Covers the basics of drag racing procedures, timing systems and the forces involved in a drag chassis.
- **Suspension Geometry** - Suspension geometry, alignment, spring rates, center of gravity, instant center, torque arm suspensions.
- **Pre-Race Chassis Setup** - How to correct bump steer problems, initial front & rear alignment, starting weight, instant center and pre-load settings.
- **Race Day Adjustments** - Towing protection, tire inflation, picking the groove, adjusting for changing track conditions.
- **Troubleshooting Guide** - What to do when your car doesn't hook or go straight, loses traction on bumps, shakes or reacts slowly.



## Jerry Bickel's

# 4-Link Wizard

by ETC

## "Professional Version"


**4-LINK Wizard™**  
The days of plotting your 4-link on the garage floor or on the side wall of your trailer are over. You can now use your PC to locate all possible IC's for any 4-link. The program generates a plot of up to 625 instant centers. Use the mouse to move the 4-link bars on the screen. The computer instantly calculates your IC. Generates a list of every possible IC location for your brackets. If you change your ride height, you enter one dimension to update all IC locations.

**4 - Link Wizard  
\$99.00 - RT-2012**



### Chassis Wizard™

A powerful computer program that can help you analyze and tune your drag race car for maximum performance. Simply enter the data for your car and apply the full number-crunching power of your PC to find out what will happen at launch. Load transfer, projected 60 ft. times, g-force -- it's all there for you. JBRC uses the **Chassis Wizard™** to help determine the best engine locations for Pro cars and trucks. This program is a great companion to **Jerry Bickel's Complete Guide to Chassis Performance**. Buy both and gain a wealth of information about the way we set up and adjust our cars.



**Chassis Wizard  
\$89.00 - RT-2010**

**Requires: Windows 95/98 or  
NT - 2.5 MB Free Space  
CD-ROM Drive**

- Increased Hole Inputs
- Zoom Windows
- Favorite IC Mark
- Display Options
- 4-Link Spread Dim's
- Lower Bar to Ground
- Horizontal Weight C/G
- I C Location Filtering
- Suggested Starting Point
- Works with any Brackets
- Includes Sample Brackets
- Prints Professional Reports
- Upper and Lower Front Bracket Holes Can Be Moved Independently



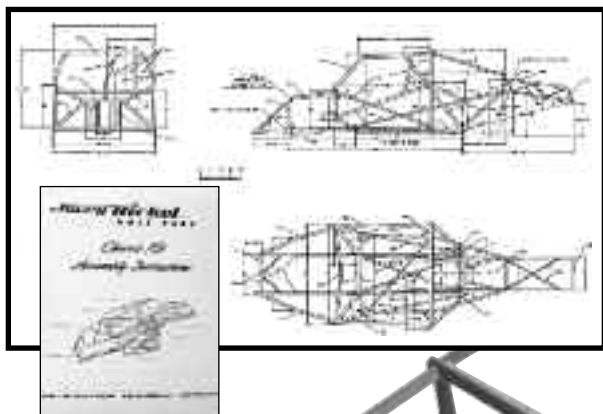
**\$129.00**

**INTRODUCTORY  
PRICE**

**Order on Line [www.jerrybickel.com](http://www.jerrybickel.com)**

**(636) 356-4727**

# 4130 Chromoly Chassis Kits

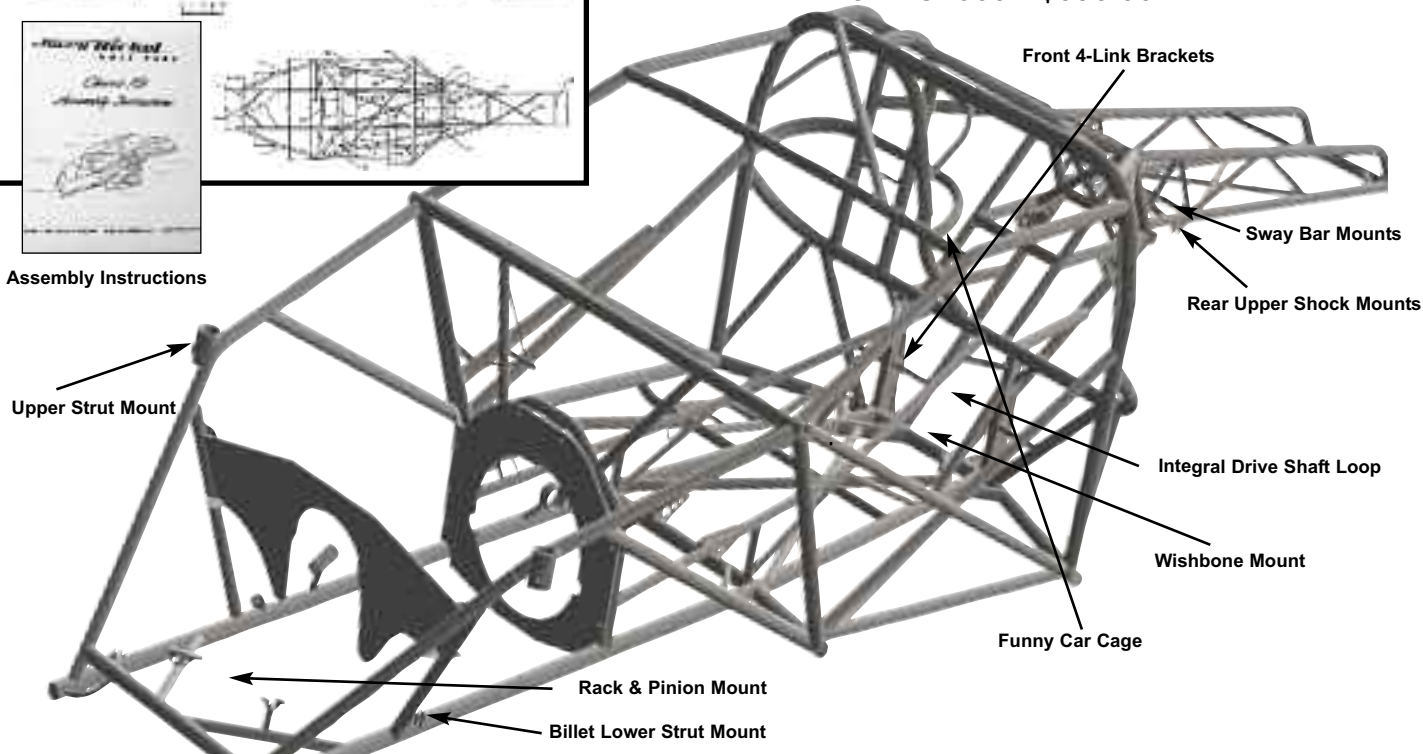


Assembly Instructions

## JBRC Blueprint

Actual blueprint used in all chassis kits. Comes with tubing component list, assembly instructions, all dimensions and tubing specifications. Meets latest SFI specifications.

**JBRC1000 - \$395.00**



**WHY IS THE JBRC CHASSIS A BETTER CHOICE?** Because our chassis are built on surface plates utilizing the exact fixtures used in construction of all **JBRC** complete cars and assembled by experienced craftsmen. Welded chassis are heliarc welded and include the following mounts and bracketry:

- Rack and Pinion Mount
- 4130 Upper Strut Mounts
- Billet Lower Strut Mounts
- Funny Car Cage
- Integral Drive Shaft Loop
- .250 4130 4-Link Brackets
- Rear Upper Shock Mounts
- 4130 Wishbone Mount
- 4130 Sway Bar Sleeves
- JBRC Chassis Blueprint & Assembly Instructions

**Unwelded Chassis Kit**

**JBRC1033**

**\$2,900.00**

**Welded Chassis**

**JBRC1034**

**7,500.00**

**T/S Pro/Mod Welded Chassis**

**JBRC1034P**

**10,000.00**

**NOTE: JBRC1034P Chassis includes JBRC Adjustable Strut Cups, labor to mount engine, midplate, transmission and ultimate sway bar. With Motor Plate, Mid Plate and Transmission Mount \$10,950.00 (as shown)**

• **JBRC** Pro chassis kits come in all popular body styles, but should your application be one we do not have in our library of drawings, we will custom design the chassis if a body is provided.

• Your chassis will be custom designed for the class of competition you choose to compete in, whether it be Super Gas, Super Comp, Competition Eliminator, Pro Stock or Pro Modified.

• Unwelded chassis kits are complete with the same mounts and bracketry as the welded version and come with a working blueprint showing 3 different views, making assembly easier for the do-it-yourself chassis builder. Our working blueprint is designed using CAD technology and is exact blueprint used in construction of the welded chassis built in our chassis shop. All components necessary for completion of your project can be purchased through our Parts Department and are of the same quality, construction and design of those used in-house. What's more, technical assistance is available via phone, fax or E-Mail.





# Why a JBRC Chassis Kit?

A deciding factor in purchasing a chassis kit is which brand components to use that will fit your chassis and give you the best performance advantage over your competition. We make it easy for you to equip your chassis with components in kit form, or installed by our chassis shop, giving your home-built race car the added advantage of the Professional's Choice. To save you time and MONEY we have created the following "Stage Packages". Any component you might need to complete your project can be obtained with one phone call -- The one-call chassis shop - Jerry Bickel Race Cars, Inc.!

**Order one  
of the  
following  
stage  
packages  
and save  
\$\$\$\$**



*To Complete your chassis choose from one of the following Stage Kits*

## STAGE #1 - \$4,535.00

- 4-Link Kit
- 4-Link Rod End Kit
- 4-Link Bolt Kit
- Wishbone Kit
- Wishbone Housing Mount Kit
- KONI** Double Adj Rear Shocks
- Rear Springs
- Rear Lower Shock Mounts
- Shock Bolt Kit
- Pro Driveshaft Loop Kit
- Ultra Light Pro Pedal Assembly Kit
- Gas Pedal Mount Kit
- Master Cylinder Mount Kit
- Pro Steering Column Kit
- Rack & Pinion Steering Unit
- Tie Rod Kit
- Sway Bar Kit

## STAGE #3 - \$8,998.00

- All STAGE #1 Components +
- JBRC1100 Custom Sheet Metal Rear End Housing
- Carbon Pan Seat
- Motor Plate Mount Kit
- JBRC 6061T-6 Motor Plate
- Mid Plate Mount Kit
- JBRC 6061T-6 Mid Plate
- Transmission Mount Kit

## STAGE #5 - \$16,846.00

- All STAGE #1 & #3 Components +
- LAMB** Strut Package (Includes: Complete Front Brake Kit, Lower Control Arms, Rod Ends, Springs)
- MARK WILLIAMS** 40 Spline Super-Lite Axles, Bearings & Drive Studs
- LAMB/Mark Williams** Rear Brake Kit
- Master Cylinder
- Pro Brake Line Kit

## STAGE #4 - \$10,926.00

- All STAGE #1 & #2 Components +
- STRANGE** Strut Package (Includes: Complete Front Brake Kit, Lower Control Arms, Rod Ends, Springs)
- Axles, Bearings & Drive Studs, 40 Spline **STRANGE**
- Rear Brake Kit **STRANGE**
- Master Cylinder
- Pro Brake Line Kit

## STAGE #2 - \$8,053.00

- All STAGE #1 Components +
- JBRC1109 H/D Fabricated Rear End Housing
- Carbon/Glass Seat Kit
- Motor Plate Mount Kit
- JBRC 6061T-6 Motor Plate
- Mid Plate Mount Kit
- JBRC 6061T-6 Mid Plate
- Transmission Mount Kit

### NOTE:

**Stage Kit Prices  
do not include  
chassis**

## Leave the Assembly to Us!

Mount Engine and Transmission	\$1,200.00
Install Pedals	600.00
Install Steering	450.00
Install Seat and Harness Mounts	600.00
Install Tie Rods on Rack	300.00
Install Brake Line Kit	600.00
Fabricate 4-Link Bars	150.00
Fabricate Strut Control Arms	450.00
Install Driveshaft Loop	150.00
Up-Grade to Driveshaft Tunnel	300.00
Fabricate and Install Sway Bar	600.00
<b>Up-Grades</b>	
Floater	2,032.00
Ultimate Sway Bar (1 1/4")	270.00
Ultimate Sway Bar (2")	570.00
Adjustable Strut Mounts	235.00
GMM 4-Link System	2,535.00

# Custom Rear End Housings


## Fabricated Rear End Housings

- Constructed completely of 4130 moly steel.
- Each housing is built on a machine-ground surface plate, keeping the housing dimensionally true during fabrication.
- 3-1/4" diameter .250 wall 4130 tubes run inboard and attach to an inner bulkhead, completely welded inside and out.
- Laser cut face plate and backing ring supports the folded sheet metal case and brace assembly. Accepts 9 1/2" Ring and Pinions.
- 360 degree 4-link brackets are welded to the tubes and also support the case assembly, thus adding four more bulkhead supports.
- Unique design eliminates flex during acceleration and also torsional and vertical flex caused by tire shake, making this the strongest housing on the planet.
- Housings are equipped with wishbone mount (upper or lower) , shock mounts, tie down loops and wheelie bar mounts and include 3rd member studs, large diameter fill/inspection cap, housing vent, gasket and drain plug.
- Bearing ends are installed using a special dimensionally accurate fixture manufactured by Mark Williams Enterprises exclusively for this project. By using this fixture, we are assured vertical and horizontal alignment with zero tolerance.
- All housings are completely welded and machined with the final step being the installation of the bearing end.
- For added strength, we recommend our full-floater housing. By using a floater housing, the axles never see any bending loads, only torsional loading. The bending loads are carried by the spindle and housing.
- Housing 4-link bracketry is compatible with most front 4-link bracket designs.
- Internal oil baffles direct fluid around ring gear improving Ring and Pinion life
- Available in a variety of 4-link center line dimensions: 16" minimum to 21" maximum.



**Internal  
Oil Baffles**

All face plates are Blanchard Ground and Precision Drilled & Taped after Doublor Plate is welded in place



**JBRC1100**


**Fabricated 9" Housing JBRC1100 - \$3,775.00**

## Package Pricing Discounts Available

Include: Axle Package, Brake Kit or Thirdmember Assembly with your Housing  
Order and receive a **Discount**. Contact your salesman for details.



**JBRC1101  
JBRC1101HDHTS**



**Fabricated Floater Housing JBRC1101 - \$4,275.00**  
**EXTREME DUTY HEAT TREATED Floater Housing**  
**JBRC1101HDHTS - \$5,300.00**





## Sportsman & Pro HD Complete 4130 Housing

Leave the assembly to us. Pick the Sportsman or Pro HD Fabricated Bare 4130 Housing and let us finish the assembly. Includes JB-013 4130 Brackets, Backbrace,



Shock Spuds, Wheelie Bar Tabs, Filler Cap, Wishbone Mount, Tie Down Loops, 3rd Member Retaining Studs and Vent. Some Components not shown in photo.

JBRC1108-32FAB	\$2,200.00	JBRC1109-32FAB	\$2,800.00
JBRC1108-40FAB	2,275.00	JBRC1109-40FAB	2,825.00
JBRC1108-50FAB	2,300.00	JBRC1109-50FAB	2,850.00

## Sportsman Fabricated Bare 4130 Housing

For the do-it yourselfer we have a all 4130 fabricated 9" Ford rear end housing.

Completely tig welded center section with 3.250 4130 axle tubes. Housing features a precision ground face plate. Comes complete with filler cap, 3rd member retaining studs and vent.



32"	JBRC1108-32	\$750.00
40"	JBRC1108-40	825.00
50"	JBRC1108-50	850.00


## Pro HD Fabricated Bare 4130 Housing

4130 fabricated 9" Ford rear end housing. Tig welded center section with 3.250 4130 axle tubes. Precision milled face plate. Waterjet mounting holes, Screw-in studs, accepts 9.5" Ring Gear, down to 17" 4-link centers.. Comes complete with filler cap, 3rd member retaining studs, drain, and vent.



32"	JBRC1109-32	\$1,250.00
40"	JBRC1109-40	1,275.00
50"	JBRC1109-50	1,300.00

## Filler Caps & Bungs



Part No.	Description	Amount
JB1022	2" ID Assembly	\$39.50
JBRC5015	Filler Cap	8.00
JBRC5016	1 1/4" Steel Weld Bung	7.00
MAR5018	1 1/4" Aluminum Weld Bung	10.15
MAR5020	2" Aluminum Weld Bung	12.25
MAR5030	2" Aluminum Cap	32.95
MAR5040	2" Steel Weld Bung	12.50

## Oil Preheater

Element designed specifically for heating oil; does not scorch or boil the oil. 212 watts of power. 120 volt rating. Includes



steel 1" NPT fitting, detachable 7-foot cord. Length of heating element is 4-1/2" from fitting to tip

**JBRC5990 - \$79.95**

## Pinion Centering Tool

Determine your pinion location and housing width using this simple tool. Works for Dana 60, 9" Ford, 12-Bolt Chevrolet, 8.5 Mopar and Olds/Pont.

**JBRC4032 - \$24.95**



## 4130 Housing Axle Tubing

3.00 x .250 4130

**\$40.00 per ft.**

3.250 x .250 4130

**\$45.00 per ft.**



## Mobil 28 Synthetic Grease

Red racers grease. Low drag for wheel bearings, pre-lube thirdmember bearings, etc. 13.7oz.

**JBRC4028 \$22.95**



## Housing & 3rd Member Components

JBRC recommended, this oil has been race proven and provides superior adhesive strength and extreme anti-score protection. Safe for use with spool, open and positraction differential.

FEL2302	Reusable 9" Gasket	\$19.00
JB1001	Drain Plug Weld Bung	6.50
JBRC-086	Drain Plug, with Gasket	2.50
JBRC1073	3rd Member Stud Kit	29.00
JBRC-066	1/8 NPT Vent Filter	4.50
JBRC-067	1/4 NPT Vent Filter	5.00
TOR-85W140	Torco Gear Oil	10.95/qt

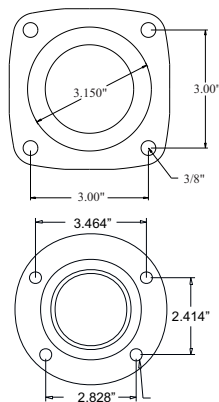


Order on Line [www.jerrybickel.com](http://www.jerrybickel.com)

(636) 356-4727

**JBRC** offers a full line of housing 4130 ends from **Mark Williams** and 8620H housing ends from **Strange Engineering**. These housing ends are CNC machined from steel forging and are designed to butt weld to the housing tube and match the bolt patterns of most popular brake kits.

### Symmetrical



**58580** Symmetrical (pr).....**156.60**  
3.150 O.D. bearings. 2" long.

**58580D** Symmetrical (pr).....**123.60**  
For all 3.150 O.D. bearings. 1" long.

**STRH1131** Symmetrical (pr).....**95.00**  
For all 3.150 O.D. bearings. 1.300" long.

### Olds/Pontiac

**58500** Olds/Pontiac(pr).....**110.00**  
For all 3.150 O.D. bearings. 2" long

**STRH1132** Olds/Pontiac (pr).....**89.00**  
For all 3.150 O.D. bearings. 1.300" long

### Large Ford

**57830** Large Ford (pr).....**120.00**  
3.150 O.D. bearings. w 1/2" hole 2" long

**57840** Large Ford (pr).....**110.00**  
3.150 O.D. bearings. w 3/8" hole 2" long

**STRH1135** Large Ford .....**89.00**  
3.150 O.D. bearings. w 1/2" hole 1.3" long

### New Style Ford

**57860** New Style Ford (pr).....**120.00**  
3.150 O.D. bearings. 2" long

**STRH1137** New Style Ford (pr).....**89.00**  
3.150 O.D. bearings. 1.3 long



### Heavy Duty Housing Ends

**58595** HD Symm.(pr).....**232.00**

For 58508 wide bearing only. 2.25" long with provision for inner axle seal.

**58598** 85mm wide brg w/o seal(pr).....**208.00**

For 58508 bearing 1.50" w/o provision for inner seal.

**58599** 85mm narrow brg(pr).....**208.00**

4130 heat treated forging for 58509 bearing and 58570 bolt kit

**STRL5500SBB** Strange 2-piece axle housing end (pr).....**175.00**

(1.56" long w/seal provision) 4.250 O.D. 5 holes on 4.700" B.C.. 5/16-24 holes

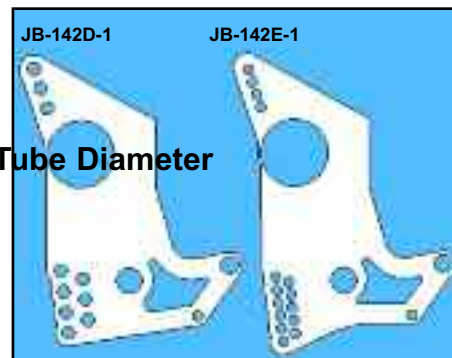
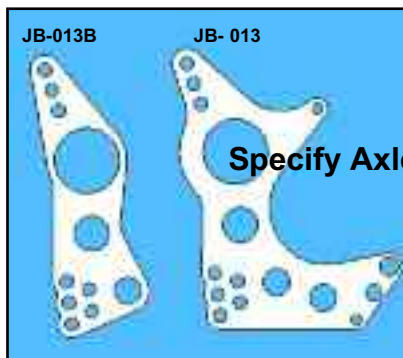
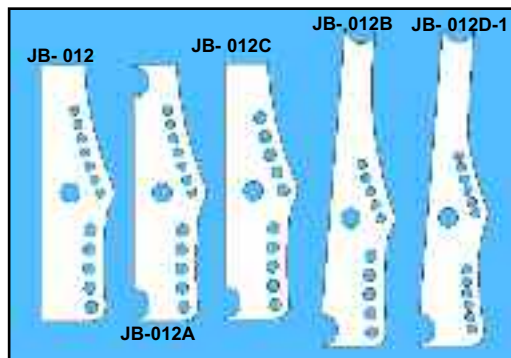
### 4-Link Assembly Tooling Spacers

Designed to maintain the proper clearance between the 4-Link Plates and Rod Ends during assembly welding.

**JBRC4086 \$40.00 SET**



# 4 - Link Brackets



Specify Axle Tube Diameter

### Front 4-Link Brackets

Description	Material	Part No.	Amount
1/2" Upper 5/8" Lower	.250, 4130	<b>JB-012</b>	<b>\$55.00</b>
1/2" Upper 5/8" Lower	.250, 4130	<b>JB-012A</b>	<b>55.00</b>
1/2" Upper 5/8" Lower	.250, 4130	<b>JB-012B</b>	<b>55.00</b>
5/8" Upper 5/8" Lower	.190, 1016	<b>JB-012C</b>	<b>35.00</b>
1/2" Upper 1/2" Lower	.250, 4130	<b>JB-012D-1</b>	<b>60.00</b>
1/2" Upper 1/2" Lower	.250 4130	<b>JB-012D-2</b>	<b>65.00</b>
<i>(Includes EZ-Lift Tabs)</i>			
<b>Front 4-Link Doubler Plates (JB-012D-1 or 2)</b>			
1/2" Hole Upper/Lower	<b>JB-012D-DP</b>	.190 4130	<b>25.00</b>

### Rear 4-Link Brackets

Description	Material	Part No.	Amount
5/8" Upper 5/8" Lower	.250, 4130	<b>JB-013</b>	<b>\$65.00</b>
5/8" Upper 5/8" Lower	.190, 1016	<b>JB-013B</b>	<b>35.00</b>
5/8" Upper 5/8" Lower	.250, 4130	<b>JB-142D-1</b>	<b>65.00</b>
1/2" Upper 1/2" Lower	.250, 4130	<b>JB-142E-1</b>	<b>72.00</b>
<b>4-Link Bracket Strap</b>			
.750 x 36"	.125/4130	<b>JB-038</b>	<b>15.00</b>
.875 x 36"	.125/4130	<b>JB-038A</b>	<b>20.00</b>
<b>Rear 4-Link Doubler Plates (JB-142E-1)</b>			
1/2" Hole Upper	<b>JB-142E-UDP</b>	.190 4130	<b>18.00</b>
1/2" Hole Lower	<b>JB-142G</b>	.190 4130	<b>25.00</b>





## GMM SUSPENSION SYSTEMS



**GMM-7.7**  
**\$2,995.00**

Titanium Side Plate  
Up-grade \$150.00  
saves 3 lbs.

## FEATURES

- **GMM** suspension systems has the capacity to take all the guess work out of tuning a rear suspension and will allow one to take a scientific approach to race car technology.
- **GMM** is designed and manufactured to Aerospace standards. The main arm is produced from solid 4130 billet and heat treated the the maximum strength. After the heat treating process is completed, the final skin cuts are preformed to assure extremely tight tolerances and holes that never elongate or wear out.
- **GMM** is infinitely adjustable with 1/8 inch increments thereby allowing hundreds more instant centers
- **GMM** is designed to allow quick changing of instant centers without affecting pinion angle, preload, or wheelbase.
- **GMM** does not require multiple sets of brackets. The Stainless Steel flip over side to side change allows all possible combinations.
- **GMM** is designed to allow the use of several different size and designs of rod ends including 7/8" - 3/4" and also uses the finest NAS hardware available.
- **GMM** is unmatched to strength, reliability, and quality.

## JBRC/Lamb 4-Link Bars

- Precision continuous welding

Part Number	length	size	thread	price
JBRC1090	16½	1.250 X .095	¾ RH-LH	\$99.00
JBRC1091	17½	1.250 X .095	¾ RH-LH	99.00
JBRC1092	16½	1.375 X .095	¾ RH-LH	109.00
JBRC1093	17½	1.375 X .095	¾ RH-LH	109.00
JBRC1094	18	1.375 X .095	¾ RH-LH	109.00
JBRC1095	18½	1.375 X .095	¾ RH-LH	109.00
JBRC1096	19½	1.375 X .095	¾ RH-LH	109.00

## JBRC 4-Link Bar Kits

Kit includes four 21" pcs. 4130 Moly tubing four ea. 3/4" RH & LH Tube Adapters hex for adjustment.

**JBRC1036** 1.250 x .095  
**\$129.00**

**JBRC1036A** 1.375 x .095  
**\$149.00**

**JBRC1036B** 1.500 x .120  
**\$199.00**

Factory welding available \$150.00 per set of four



## Shock Mount Spuds

- 1/2 - 20 NF Thread
- Integral .250 misalignment

.875 x 1.500 OAL  
**JB1009 \$12.50 ea**

.875 x 2.000 OAL  
**JB1105 \$14.50 ea**



## Light Weight Upper Shock Mounts

Manufactured from 4130 Chromoly, light-weight design, includes mounting hole for shock travel sensor. Notched to fit 1.125 dia tube. 1/2-20 shock spud with built in misalignment shoulder.

**JBRC1126**  
**\$178.00 pr**



## Pro 4-Link Kit

This is the same 4-Link system that comes in all **JBRC** built race cars. Constructed from 1/4" 4130 chromoly plate with 3/16" doubler plates. All plates are lazer cut for accuracy. Over 2000 intersect possibilities makes this system accommodate all installation applications. Lower shock and lower wheelie bar mounting provisions. Complete with 1.375" 4-Link bars, **JBRC/Aurora** Exclusive XAB-8-3, XAM-8-3, ¾" shank, ½" hole high strength 4130 Rod Ends, Jam Nuts, NAS Bolts, Washers and Nuts.

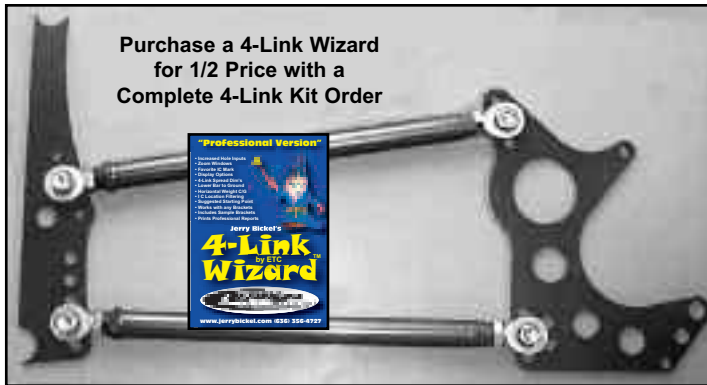
**JBRC1115 - \$1,350.00**



Purchase a 4-Link Wizard  
for 1/2 Price with a  
Complete 4-Link Kit Order

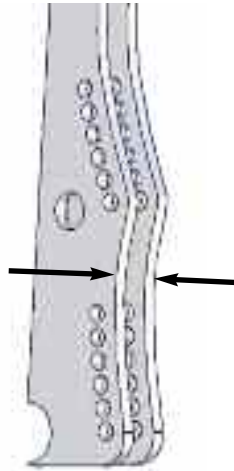
**order on Line [www.jerrybickel.com](http://www.jerrybickel.com) (636) 356-4727**

# Rear Suspension Components



## How to Measure for the Correct 4-Link Bolt

Referring to the drawing to the right, the grip of the bolt must be .060 to .080 less than the total measurement of outside to outside of the 4-Link Brackets including washers used under the bolt head and the nut. The grip must shoulder in the holes without the nut running out of threads before the nut has been properly tightened. For a list of bolts and fastener hardware refer to page 87.



## 4-Link Kit

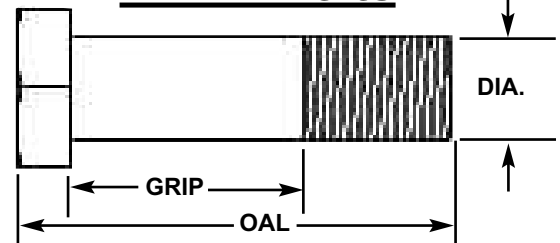
The **JBRC** 4-Link rear suspension kit is manufactured with 4130 moly 4-link brackets, 1-1/4" x .095 4130 tubing, weld-in tube adapters utilizing Aurora XAM and XAB high-strength 4130 rod ends. **JBRC** .250 4130 steel housing brackets are laser cut for accuracy. Rear brackets feature upper and lower wheelie bar tabs, lower shock mounts and cross tube provisions. The front brackets feature the same construction with 1/2" upper 4-Link adjustment holes for increased 4-link adjustability. Includes **JBRC** 4-link bolt kit. Upon request, a 4-link intersect file will be provided to be used with our **4-LINK Wizard** Program.

**JBRC1106 - \$995.00**

## NAS Bolts

Vastly superior to Grade 8 and AN bolts, these NAS fine threaded, dimple headed hex bolts have a tensile strength of 160,000 psi and a shear strength of 95,000 psi. The grip length (unthreaded shank) shoulders the load of the rod end and the threaded portion is used for the clamping force. The shouldered area of the bolt protects the bracket holes eliminating thread to bracket hole contact. Kit comes complete with stainless AN washers and self-locking high-temp lock nut. Specify bolt diameter and grip length when ordering.

## 4-Link Bolts



## 4-Link Rod Ends

Don't compromise strength! We don't. Our kit utilizes Aurora XAM and XAB heavy-duty shank, high strength alloy rod ends that have a load capacity of 40,572 lbs. Kit comes complete with rod ends and jam nuts.



## Three Kits Available

**JBRC1059**  
**\$419.00**

**4- XAM-10**  
3/4"RH, 5/8" hole  
**4- XAB-10**  
3/4"LH, 5/8" Hole  
4- 3/4" LH Jam Nuts  
4- 3/4" RH Jam Nuts

**JBRC1059A**  
**\$409.00**

**4- XAM-10**  
3/4"RH, 5/8" Hole  
**2- XAB-10**  
3/4"LH, 5/8" Hole  
**2- XAB-8-3**  
3/4"LH, 1/2" Hole  
4- 3/4" LH Jam Nuts  
4- 3/4" RH Jam Nuts

**JBRC1059B**  
**\$409.00**

**4- XAM-8-3**  
3/4"RH, 1/2" Hole  
**4- XAB-8-3**  
3/4"LH, 1/2" Hole  
4- 3/4" LH Jam Nuts  
4- 3/4" RH Jam Nuts

## 4-Link Bolt Kit

**JBRC1037 - \$148.00**

(8) 5/8" BOLTS, .190 Brackets, 1.125 Grip, with S/S AN Washers, NAS Nylock Nuts.

**JBRC1037-1 - \$154.00**

(8) 5/8" BOLTS, .250 Brackets, 1.250 Grip, with S/S AN Washers, NAS Nylock Nuts.

**JBRC1037-2 - \$142.00**

(2) 1/2" Bolts (6) 5/8" BOLTS, .250 Brackets, 1.250 Grip, with S/S AN Washers, NAS Nylock Nuts.


**JBRC1037-3 - \$124.00**

(8) 1/2" BOLTS, .250 Brackets, 1.250 Grip, with S/S AN Washers, NAS Nylock Nuts.

**JBRC1037-4 - \$136.00**

(8) 1/2" BOLTS, .250 Brackets with .190 Doubler Plates, 1.650 Grip, with S/S AN Washers, NAS Nylock Nuts.





### Sway Bar Kit

Designed to bolt to rear frame rails, the sway bar helps eliminate body roll caused by long and low 4-link intersect points. Delrin bushings eliminate possibility of binding. For extreme service applications, a Heavy Duty unit is available, featuring double

wall tube, strapped and gusseted arms, 4130 rod ends.

**JBRC1038 - \$275.00**  
**JBRC1038HD - \$325.00**

### Wishbone Mounting Kit

The **JBRC** Wishbone Mounting Kits comes complete with all hardware to install the wishbone on chassis or rear end housing.



Welded Housing Mt.  
**JBRC1040 - \$85.00**



Unwelded Housing Mt.  
**JBRC1040K - \$45.00**



Chassis Mount  
**JBRC1114 - \$49.00**

### Bolt-On Diagonal Link Kit

Our bolt-on diagonal link provides a quick and easy method to positively center the rear suspension. The unique clevis design takes the place of two lower 4-link or ladder bar attaching nuts. The diagonal link attaches to the clevis with Aurora 1/2" rod ends equipped with hi-misalignment bushings to make centering adjustments

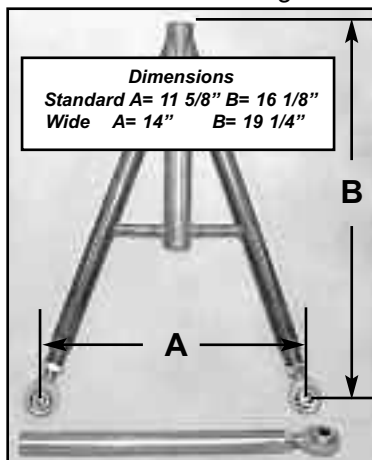


quick and easy. Kit comes complete with 2 bolt-on clevis,

right and left hand rod ends, tube adapters, 36" length of 1"x.058" 4130 moly tubing and all attaching hardware.

5/8-18 UNF **JBRC1113 \$119.00**  
 3/4-16 UNF **JBRC1113A 119.00**  
 5/8 bolt on **JBRC1113B 99.00**  
 3/4 bolt on **JBRC1113C 99.00**  
 Up-Grade to 4130 Rod Ends any Kit **\$39.00**

The strongest rear end centering device available. The **JBRC** Wishbone Kit is constructed of high-strength 4130 tubing. The unique design of our



wishbone helps withstand bending during the high stress loads that can be experienced during tire shake. The **JBRC** Wishbone Kit comes complete with Aurora high-misalignment HXAM 5/8" shank, 1/2" hole rod ends and jam nuts. This design is compatible for mounting on top or bottom of rear end housing. Two standard sizes to choose from. Custom sizes available upon request.

Standard - **JBRC1039 - \$395.00**  
 Wide - **JBRC1039A - \$395.00**  
 Custom - **JBRC1039C - \$475.00**

### Hi-Tech Wishbone

Dimensionally the same as our **JBRC1039** Kit. The slide tube has three bronze teflon impregnated replaceable bushings to insure a minimum clearance for positive centering. The bushings are easily replaced when worn by removing retaining snap rings. The inner slide shaft has been machine ground for exact fit. Standard equipment on all **JBRC** Pro cars.

Standard - **JBRC1039HT - \$495.00**  
 Wide - **JBRC1039HTA - \$495.00**  
 Custom - **JBRC1039HTC - \$575.00**

### "Ultimate" Sway Bar Kit



Featuring a bolt in or weld in mounting. Splined billet aluminum arms for 1.250 kit and steel for

2.000 kit. Large Delrin® rated bearings, with a heat treated splined shaft. Available in widths of 16" and 17" or custom built to your specifications. Comes with all necessary hardware and NAS fasteners. Specify length when ordering (custom length add \$100.00).

1.250 Kits  
**JBRC1074 \$595.00**  
 2.000 Kits  
**JBRC1075 \$895.00**

### Billet Wishbone Mount Kit



Manufactured from 4130 chromoly. Unique design eliminates mounting tab failure. Features 360° contact area for welding. Comes complete with fastening hardware.

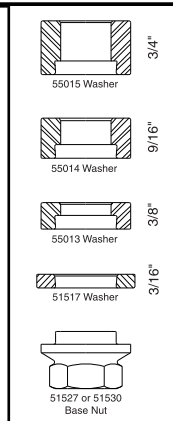
Horizontal Mount  
**JBRC1114A - \$139.00**

### Wishbone

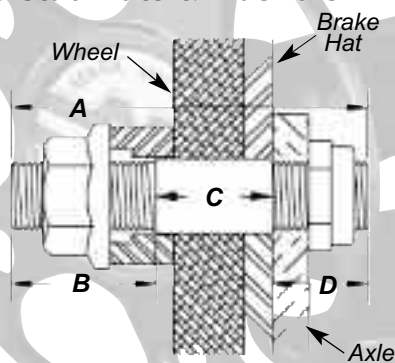


### Drag Racing Axle Bearings

- 58505** Axle Bearings, 45 mm (pr) .....**93.25**  
Sealed bearings 3.150" O.D., 1.774" I.D. used for 40 spline
- 58508** Axle Bearings, 3.347 X 45 mm (pr) .....**285.19**  
Double row sealed ball bearings 3.347" O.D., 45mm I.D. For 58595/58598 Heavy Duty Symmetrical ends. (o-ring in hsg)
- 58509** Axle Bearings, 3.347 X 45 mm (pr) .....**217.54**  
Narrow bearings for 58595 Symmetrical Pro-Stock ends.



### Drive Stud Nuts & Washers



- 55013** Aluminum Washer, 3/8" (ea) .....**3.00**  
For use with MW base nut or standard nut, 3/8" thick.
- 55014** Aluminum Washer, 9/16" (ea) .....**3.75**  
For use with MW base nut or standard nut, 9/16" thick.
- 55015** Aluminum Washer, 3/4" (ea) .....**4.75**  
For use with MW base nut or standard nut, 3/4" thick.
- 55017** Aluminum Washer (ea) .....**3.50**  
For use with MW base nut or standard nut, 3/16" thick.
- 51520** Encapsulated MW Nut, 1/8" grip (ea) .....**10.00**  
1/8" grip, threads relieved 1/8" on wheel side of nut
- 51521** Encapsulated MW Nut, 3/8" grip (ea) .....**10.00**  
3/8" grip, threads relieved 3/8" on wheel side of nut
- 51530** Steel MW Snap-Lock Nut, 3/8" grip (ea) .....**3.50**  
Replaces old 55016 standard flanged steel nut



# MARK WILLIAMS

## "HI-TORQUE" AXLES

<b>50100 Hi-Torque Axles</b> .....	<b>606.00</b>
Any length/flange/spline combination. (32 lbs*)	
<b>50500 Superlight Hi-Torque Axles</b> .....	<b>742.00</b>
7/8" diameter gun drilled with pocket milled flanges. (19.9 lbs*)	
<b>50800 Ultimate Hi-Torque Axles (300M)</b> .....	<b>1,138.00</b>
1 1/16" diameter gun drilled with pocket milled flanges. (17.3 lbs*)	
<b>50600 - EV4.1 Evolution - 4.1™ Kit w/ Axles</b> .....	<b>1,929.10</b>
Includes 4340 Hi-Torque Axles. For M/W or Lamb Brakes	
<b>50900 - EV4.1 Evolution - 4.1™ Kit w/ Axles</b> .....	<b>2,355.00</b>
Includes 300M Hi-Torque Axles. For M/W or Lamb Brakes	

\*Axle weights are per pair for 40 spline axles less bearings to fit a 31" wide housing.

### Steel Drive Stud Kits



- 51500** Drive Studs 11/16" dia. (complete set) ....**125.00**  
A=3-1/2" B=1-3/16" C=1-1/2" D=13/16"
- 51540** Drive Studs 11/16" dia. (complete set) ....**125.00**  
A=2-11/16" B=1" C=7/8" D=13/16"
- 51560** Drive Studs 11/16" dia. (complete set) ....**125.00**  
A=4" B=1-3/16" C=2" D=13/16"
- 51580** Drive Studs 11/16" dia. (complete set) ....**125.00**  
A=2-7/8" B=7/8" C=1-3/16" D=13/16"
- 51590** Drive Studs 11/16" dia. (complete set) ....**125.00**  
A=3-7/16" B=7/8" C=1-3/4" D=13/16"
- Drive Stud Sets with MW Aluminum Lug Nuts .....**195.00**  
Add "A" to Part Number (specify washer thickness).

### Standard MW Floater Kits

- 95700** Full Floater Hub Assembly .....**3,242.00**  
40 spline axles, 5 x 5" bolt pattern.
- 95750** Full Floater Hub Assembly .....**2,669.00**  
40 spline axles, 5 x 5" bolt pattern. Less floater spindles.

### Carbon/Carbon Floater Kits

- 95400** Full Floater Hub Assembly .....**6,166.00**  
40 spline axles, 5 x 5" bolt pattern.
- 95450** Full Floater Hub Assembly .....**5,593.00**  
40 spline axles, 5 x 5" bolt pattern. Less floater spindles.



# Complete Thirdmember Assemblies with 9310 Pro Gear Set

(below are some of our most popular, if you's do not see your call)

- JB-57003** • Alu case(3.250), L/W Steel Spool, 28 Spline 1350 Yoke, Ball Bearing Support. 4.86 to 6.50 9" Pro Gear **\$2,100.00**
- JB-57008** • Alu case(3.250), L/W Steel Spool, 35 Spline 1350 Yoke, Ball Bearing Support. 3.89 to 4.86 9" Pro Gear **\$2,150.00**
- JB-57009** • Alu case(3.812), 40 Spline Alu Spool, 35 Spline 1350 Yoke, Ball Bearing Support. 3.89 to 4.86 9" Pro Gear **\$2,275.00**
- JB-57011** • Alu case(3.812), 40 Spline Steel L/W Spool, 35 Spline 1350 Yoke, Ball Bearing Support. 3.89 to 4.86 9" Pro Gear **\$2,250.00**
- JB-57014** • Alu case(3.812), 40 Spline Alu Spool, 1350 Yoke, Ball Bearing Support. 9 1/2" Pro Gear **\$2,500.00**
- JB-57021** • Alu case(3.812), 40 Spline Steel L/W Spool, 35 Spline 1350 Yoke, Ball Bearing Support, 1/2" RG Bolts. 4.10 to 4.57 9 1/2" Pro Gear **\$2,550.00**
- JB-57019** • Alu case(3.812), 40 Spline Alu Spool, 28 Spline 1350 Yoke, Ball Bearing Support. 4.86 to 6.50 9" Pro Gear **\$2,275.00**

Up-grade to alu yoke \$145.00 - Steel Caps (3.812) \$45.00

## Tom's Billet Aluminum Case

Machined from a solid block of 6061-T6 with caps and spanners from 7075-T6, Cap bolts are 9/16" versus 1/2" and uses .812 rear support bearing. Designed to work with standard 5 bolt retainer and also 10 and 12 bolt retainers.

**TOM-0001 \$1,600.00**

## Tom's 9" or 9 1/2" Billet Retainer

Machined from 7075-T6 aluminum bar stock. Works with STD. 5 bolt 3rd Member Cases, Includes Races installed, Bearings, Pinion Seal, O-Ring, Sleeve and Washer (for small shaft) and Preassembled for Correct Preload .

**TOM-0002 \$315.00**

## Tom's Retainer Stud Kit

**TOM-0003 \$75.00**

## Tom's Shim Kit Kit

**TOM-0004 \$50.00**

## Tom's 1/2" Ring Gear Bolt Set

**TOM-1/2RGB \$66.00**

# RICHMOND



## Richmond 9" Ford Pro Gears

9" dia. ring gear, 1.875" dia. pinion stem, 35 spline pinon

79-0001	3.40	9" Ford Large Pinion 9310	\$394.00
79-0002	3.50	9" Ford Large Pinion 9310	394.00
79-0003	3.60	9" Ford Large Pinion 9310	394.00
79-0004	3.70	9" Ford Large Pinion 9310	394.00
79-0043	3.89	9" Ford Large Pinion 9310	458.00
79-0045	4.11	9" Ford Large Pinion 9310	426.00
79-0079	4.29	9" Ford Large Pinion 9310	434.00
79-0080	4.57	9" Ford Large Pinion 9310	434.00
79-0070	4.71	9" Ford Large Pinion 9310	419.00
79-0060	4.86	9" Ford Large Pinion 9310	419.00

9" dia. ring gear, 1.313" dia. pinion stem, 28 spline pinion

79-0066	4.86	9" Ford Pro Gear 9310	\$381.00
79-0078	5.00	9" Ford Pro Gear 9310	368.00
79-0017	5.14	9" Ford Pro Gear 9310	368.00
79-0069	5.29	9" Ford Pro Gear 9310	419.00
79-0005	5.43	9" Ford Pro Gear 9310	402.00
79-0007	5.67	9" Ford Pro Gear 9310	402.00
79-0019	5.83	9" Ford Pro Gear 9310	402.00
79-0021	6.00	9" Ford Pro Gear 9310	368.00
79-0023	6.20	9" Ford Pro Gear 9310	368.00
79-0054	6.50	9" Ford Pro Gear 9310	368.00

## U.S. 9.5" Pro Gears

9.5" Dia. Ring Gear 1.875" Dia. Pinion 35 spline pinion

U9.5F-3.25	3.25	9.5" 9310 Pro Lite Gear	\$592.00
U9.5F-3.40	3.40	9.5" 9310 Pro Lite Gear	592.00
U9.5F-3.50	3.50	9.5" 9310 Pro Lite Gear	592.00
U9.5F-3.60	3.60	9.5" 9310 Pro Lite Gear	592.00
U9.5F-3.70	3.70	9.5" 9310 Pro Lite Gear	592.00
U9.5F-3.89	3.89	9.5" 9310 Pro Lite Gear	644.00
ATI39400	4.00	9.5" 9310 Pro Lite Gear	849.00
U9.5F-4.11	4.11	9.5" 9310 Pro Lite Gear	644.00
U9.5F-4.29	4.29	9.5" 9310 Pro Lite Gear	644.00
U9.5F-4.57	4.57	9.5" 9310 Pro Lite Gear	644.00
U9.5F-4.86	4.86	9.5" 9310 Pro Lite Gear	644.00
U9.5F-5.00	5.00	9.5" 9310 Pro Lite Gear	644.00
U9.5F-5.14	5.14	9.5" 9310 Pro Lite Gear	644.00

## U.S. 10" Pro Gears

10" Dia. Ring Gear 1.875" Dia. Pinion 35 spline pinion

U10F-3.70	3.70	10" 9310 Pro Lite Gear	\$950.00
U10F-3.89	3.89	10" 9310 Pro Lite Gear	950.00
U10F-4.11	4.11	10" 9310 Pro Lite Gear	950.00
U10F-4.29	4.29	10" 9310 Pro Lite Gear	950.00
U10F-4.57	4.57	10" 9310 Pro Lite Gear	950.00
U10F-4.71	4.71	10" 9310 Pro Lite Gear	950.00
U10F-4.86	4.86	10" 9310 Pro Lite Gear	950.00
U10F-5.00	5.00	10" 9310 Pro Lite Gear	950.00
U10F-5.14	5.14	10" 9310 Pro Lite Gear	950.00
U10F-5.43	5.43	10" 9310 Pro Lite Gear	950.00
U10F-6.20	6.20	10" 9310 Pro Lite Gear	950.00

Other ratios in production: 3.40, 3.50, 5.29, 5.83 & 6.00 Call for Availability.

JBRC offers complete race-ready third members with your choice of components. We have a large inventory of **Richmond**, **Mark Williams** and **Strange** rear end components. Complete assemblies can be custom built to an individual's specifications ranging from nodular iron casings with standard spools to aluminum cases aluminum spools. Professional assembly work performed by the same expert technicians that supply many of the Pro teams third members. With **JBRC's** in-house assembly capabilities, your custom third member can be shipped, more often than not, within 24 hours.

## Gear Oil and Gasket

FEL2302	Reusable 9" Gasket	\$19.00
TOR-85W140	Torco Gear Oil	10.95/qt



**FREE TORCO Gear Oil & Transporter with the purchase of complete third member**



3rd Member Transport Box  
MAR57999 - \$59.00

Order on Line [www.jerrybickel.com](http://www.jerrybickel.com)

(636) 356-4727


# Thirdmember Components



**3rd Member Transport Box**  
MAR57999 - \$59.00



**9" Ford Assembly Components**



**3rd Member Bench Mule**  
MAR650 - \$308.00

<b>53124</b>	9" Ford Spool Bearings 3.812 O.D. ....	<b>.87.40</b>
<b>53143</b>	9" Ford Spool Bearings, 3.250 O.D. ....	<b>.59.30</b>
<b>57407</b>	Pinion Stud Kit for MW Cases 7/16" ....	<b>.51.00</b>
<b>57449</b>	Load Bolt Kit for MW Case ....	<b>.29.85</b>
<b>57602</b>	Pinion Bearing Sleeve ....	<b>.15.25</b>
<i>For rear bearing of 57600/57620 Pinion Bearing Housing.</i>		
<b>57603</b>	Solid Pre-Load Spacer ....	<b>.18.50</b>
<i>For 57600, 57610, 57620 and 57630 (machining required).</i>		
<b>57900</b>	Ring Gear Bolt Set (7/16") ....	<b>.34.00</b>
<i>Drilled for safety wire (use ARW77 washers w/Strange spool)</i>		
<b>57902</b>	Pinion Nut, 9" Ford (standard pinion) ....	<b>.4.50</b>
<b>57903</b>	Pinion Nut, 9" Ford (35 spline pinion) ....	<b>.4.75</b>

<b>57904</b>	Seal, 9" Ford Pinion (standard pinion) ....	<b>.13.70</b>
<b>57905</b>	Seal, 9" Ford Pinion (35 spline pinion) ....	<b>.17.23</b>
<b>57907</b>	Pinion Pilot Bearing (standard bearing) ....	<b>.21.60</b>
<b>57913-10</b>	Thirdmember Stud Kit (10 ea.) ....	<b>.63.21</b>
<i>Thirdmember to housing attachment bolts, nuts and washers.</i>		
<b>57914</b>	Pinion Pilot Bearing, .812" Long ....	<b>.37.43</b>
<i>For MW thru bolt cases.</i>		
<b>57916</b>	9" Pinion Depth Shims .002-.007 (7/16") ...	<b>.15.75</b>
<i>MW alum. shims. 2ea.-.005, .007 &amp; 1 ea.-.010, .012, .015.</i>		
<b>57920</b>	Ring Gear Bolt set (1/2") ....	<b>.55.00</b>



## 9" Ford Cases

<b>57430</b>	9" Ford Thru-Bolt Aluminum Case ....	<b>.620.00</b>
<i>3.062" bore w/aluminum caps and adjusters. 16.5 lbs.</i>		
<b>57440</b>	9" Ford Thru-Bolt Aluminum Case ....	<b>.620.00</b>
<i>3.250" bore w/aluminum caps and adjusters. 16.5 lbs.</i>		
<b>57448</b>	9" Ford Big Bore Thru-Bolt Case ....	<b>.680.00</b>
<i>3.812" bore w/aluminum caps and adjusters. 16.2 lbs</i>		
<b>57448-95S</b>	9" Ford Big Bore 9-1/2" Gear Case ...	<b>.725.00</b>
<i>Same as 57448 but with steel caps. 19.6 lbs.</i>		
<b>57470</b>	9" Ford MW Nodular Case ....	<b>.446.00</b>
<i>3.250" bore with steel caps and adjusters. 29lbs.</i>		



## 9" Ford Spools

<b>53125</b>	40 Spline 9" Ford Lightweight Spool ....	<b>.318.00</b>
<i>For 3.812" case bore and 1/2" ring gear bolts. 9.7 lbs</i>		
<b>53127</b>	40 Spline 9" Ford Lightweight Spool ....	<b>.318.00</b>
<i>For 3.812" bore case and 7/16" ring gear bolts. 9.7 lbs</i>		
<b>53137</b>	40 Spline 9" Ford Lightweight Spool ....	<b>.318.00</b>
<i>For 3.250" bore case. 8.5 lbs.</i>		
<b>53133</b>	9" Ford Aluminum Spool ....	<b>.366.00</b>
<i>MW 40 spline, for 3.812 bore case. 4.7 lbs</i>		



## 9" Ford Pinion Yokes



## 9" Ford Aluminum Pinion Supports

<b>57620</b>	Pinion Bearing Housing Assembly ....	<b>.275.00</b>
<i>For 9" Ford standard 28 spline pinion gears, with tapered bearings</i>		
<b>57630</b>	Pinion Bearing Housing Assembly ....	<b>.260.00</b>
<i>9" Ford 35 spline large pinion Pro gears, with tapered bearings. Requires MW yoke or coupler.</i>		
<b>57670</b>	Pinion Bearing Housing, Ball Bearing ....	<b>.295.00</b>
<i>For 9" Ford standard 28 spline pinion gears, angular contact rear bearing.</i>		
<b>57680</b>	Pinion Bearing Housing, Ball Bearing ....	<b>.280.00</b>
<i>For 9" Ford 35 spline large pinion Pro gears, angular contact rear bearing.</i>		

## 1350 Joints

<b>MAR39008</b>	Mark Williams .....	<b>165.00</b>
<i>28 spline, 9" Ford</i>		
<b>STRU1603</b>	Strange .....	<b>125.00</b>
<b>MAR39011</b>	Mark Williams .....	<b>165.00</b>
<i>35 spline, 9" Ford</i>		
<b>STRU1604</b>	Strange .....	<b>125.00</b>
<b>MAR39908</b>	Mark Williams .....	<b>295.00</b>
<i>28 spline, 9" Ford Aluminum</i>		
<b>MAR39911</b>	Mark Williams .....	<b>295.00</b>
<i>35 spline, 9" Ford Aluminum</i>		

## 1480 Joints

<b>MAR39072</b>	Mark Williams.....	<b>295.00</b>
<i>35 spline, 9" Ford</i>		
<b>STRU2304</b>	Strange .....	<b>280.00</b>





# Shocks & Accessories



JBRC has teamed up with JRI becoming the Midwest Distributor for drag race shocks. Stocking most shock applications. All shocks are factory built, custom valved, dyno and target set for the cars class requirements. If you need a custom build, a question sheet can be filled out and the staff at JRI will custom build shocks for you, and in most cases ship in 1 to 2 days.

**Double Adjustable**  
400-126 \$850.00 ea.



**3 Way Air Assisted**  
400-105 \$1,395.00 ea.



**4-Way Adjustable**  
400-118 \$1,695.00 ea.



**4 Way Air Assisted**  
400-135 \$1,795.00 ea.



## Shock Inflation Tool

Use this tool to inflate your shocks.  
Comes with carrying case.

**COM-INF**  
\$50.00



## Nitrogen Fill Kit

Fill your shocks with this nitrogen fill kit.

**PENNIT-KIT**  
\$395.00



## Pneumatic Air Bleed System

Time control the air dump to your shocks. Comes complete with 250lb solenoid, timer and all wiring.

**JBRC1129 \$459.00**



## Pro/Mod Rear Shocks

Shock has increased dampening valving to help control tire shake. Each shock is dyno tested and adjusted to exact setting requirements.

Part Number	Stroke	Max L	Min L
8212-1123 SPA11	7.00"	19.50"	12.50"

**\$1,2193.00 Pr.**

### 8212 Series

Aluminum, double adjustable have a unique valving and wide range of adjustment (both rebound and compression). This series of KONI dampers is adaptable to satisfy most suspension requirements.

**\$919.00 Pr.**



## Three Position Pneumatic Operated Shock Adjustment System

The air operated shock bump adjustment system keeps shocks stiff on the line, allowing the car to "get up on the tire" and then shift to a soft setting for the best 330' times Final shift to a softest setting for better bump control down track. When installed on electric shocks, this can control the bump and rebound adjustments of the shocks multiple times during the run. Kit is installed at our shop on your shocks and comes complete with air solenoid, mounting bracket, air switch, wiring, air lines and fittings. Since there are several ways to control this system the timing control will be sold separately.

**JBRC1061 - \$1,495.00**



Part Number	Stroke	Max L	Min L	Installed L
8212-1121 SPA1	5.13"	15.88"	10.75"	13.75"+.5
8212-1126 SPA1	6.00"	17.50"	11.50"	14.75"+.5
8212-1123 SPA1	7.00"	19.50"	12.50"	15.75"+.5

Order on Line [www.jerrybickel.com](http://www.jerrybickel.com)

(636) 356-4727

## Shock Replacement Components

### Bearings

1425500013	1" O.D. .5" I.D.	\$18.00
1038500254	1" O.D. snap rg	.60
KONCOM8T31	Steel Up-Grade	19.00

### Shock Mono Balls (ea.)

2100-05	.375"ID. x 1.00" Wide	\$39.00
2100-00	.500"ID. x .500" Wide	24.95
2100-09	.500"ID. x .625" Wide	12.00
2100-09T	.500"ID. x .625" Wide	12.00
2100-02	.500"ID. x .875" Wide	30.00
2100-100	.500"ID. x 1.00" Wide	24.95

"T" suffix for Teflon

### 8212/8216 Series

7029011210	Upper seat	\$32.00
821229129	Lower seat	18.00
821229011	Locking ring	18.00
1529040030	2.25 to 2.5 adp	2.75
7034530000	Bump Rubber	20.00
7034540000	Bump Rubber	24.00
JB1119	Reducer Bush .500 to .375	6.00 ea.



## Shock Set-Up Mounting Fixture

Sold as a pair. Bolts in place of your shocks during construction of chassis and rear end

installation.

Adjustable in lengths of 13½" to 16½" in 1" increments.

**JBRC1107 - \$69.00**



# PENSKE

# RACING SHOCKS

### Penske Double Adjustable Drag Shock



Double Adjustable Drag Shock, Reduce Tire Shake, Better Launch Control, Improved Down Track Stability, Independent Adjusters, 40 Clicks of Compression, 18 Sweeps of Rebound, Standard 7" Travel in Stock, Custom Built Lengths are Special Order, Coilover or Smooth Body, Pneumatic Bleed Eyelet Available, Maximum Tire Control, Smooth, Stable Run, Includes 95 or 110 lb Hyperco Spring. Sold ea.

**7500 DA - \$550.00**

### Penske Double Adjustable Pro/ Mod Drag Shock



ATTENTION PRO MOD RACERS: JBRC and PENSKE have teamed up to meet the increased dampening requirements of a Pro/Mod Race Cars rear suspension. This shock has increased dampening valving to help control tire shake. Each shock is dyno tested and adjusted to exact setting requirements. Extensive track testing was used in the development of these special Pro/Mod Shocks. Dyno adjusted and ready to install. Sold ea.

**75DYN0ADA  
\$600.00**

### Penske Double Adjustable Drag Shock



The 8300 Series double adjustable shock absorber provides more adjustability options and features to the serious racer. The double adjustable, coilover is suitable for a variety of applications. The rebound adjuster features 25 sweeps of bleed adjustment in the shaft. The compression adjuster features 20 clicks of linear-stepped adjustment. This is accomplished by a parabolic needle valve that adjusts a fluid bypass past a standard shim pack. Canister is remote mounted. Sold as a pair.

**83200 - \$1,590.00**

### Penske Double Adjustable Piggy-Back Drag Shock



The 8300 Series double adjustable shock absorber provides more adjustability options and features to the serious racer. The double adjustable, coilover is suitable for a variety of applications. The rebound adjuster features 25 sweeps of bleed adjustment in the shaft. The compression adjuster features 20 clicks of linear-stepped adjustment. This is accomplished by a parabolic needle valve that adjusts a fluid bypass past a standard shim pack. Canister is piggy-back mounted. Sold as a pair.

**8300-PB - \$1,990.00**

### Penske Triple Adjustable Drag Shock



This coilover dampner features a rebound adjuster with 30 clicks of bleed adjustment in the shaft. The compression adjuster features 17 click preload shim stack to control the high speed. 25 clicks of adjustment on the low speed screw allow oil to bypass the high speed. This shock has a pneumatic rebound adjustment to control the low speed setting during the run. This system will require some type of electric/air timer system sold separately. Used by many IHRA and NHRA PRO/Stock teams. Spring not included. Sold as pair.

**8760 - \$3,795.00**

Remote Canister Mount Kit  
JBRC1169  
\$99.00



### Penske Triple Adjustable Pro/Mod Drag Shock X Link



Perhaps the most universal Penske Racing Shock available, the 8760 Series triple adjustable shock absorber is used in a variety of professional racing applications. This coilover dampner features a rebound adjuster with 30 clicks of bleed adjustment in the shaft. The compression adjuster features 17 click preload shim stack to control the high speed. 25 clicks of adjustment on the low speed screw allow oil to bypass the high speed. The 8760X Link System has a remote canister mount that is mated together with the other shock to keep a common gas pressure in both shocks during launch to help equilibrate traction to both tires. This shock has a pneumatic rebound adjustment to control the low speed setting during the run. This system will require some type of electric/air timer system sold separately. Spring not included. Sold as pair.

**8760 X Link - \$3,795.00**



Penske Shock Spanner Adjuster Tool  
PENTL-76W  
\$22.50

Shock Inflation Tool (Liquid Filled Gauge)  
PENTL-COM  
\$105.00





# Shock Dyno

JBRC offers in house and track shock dyno testing. You can send in your shocks to be tested at our shop. If any repairs are needed, we will rebuild your shocks and components to factory specifications. At the events that our motorhome attends, we will dyno your shocks. Furnish a dyno sheet showing a graph of your shocks bump and rebound. We have a large supply of replacement shocks with us at every event.



## JBRC/LAMB STRUT SPRINGS

Technology acquired from years of racing experience was used to design these coil springs. A high grade of chrome silicon steel is used in manufacturing of each spring. This material will hold its designed setting for an extended period of time. Precision wound and pre-set to exact specifications.

Our parts department has experience in recommending the proper spring rate for your application. All springs are powder coated (BLUE) for long lasting appearance and marked with rate for easy identification.


**\$79.00 ea.**

Height	Dia.	Rate	Part Number
8"	2-3/8"	175#	JBRC8-08-175
8"	2-3/8"	200#	JBRC8-08-200
8"	2-3/8"	235#	JBRC8-08-235
8"	2-3/8"	250#	JBRC8-08-250
9"	2-3/8"	155#	JBRC8-09-155
9"	2-3/8"	175#	JBRC8-09-175
9"	2-3/8"	187#	JBRC8-09-187
9"	2-3/8"	200#	JBRC8-09-200
9"	2-3/8"	235#	JBRC8-09-235
9"	2-3/8"	250#	JBRC8-09-250

Titanium Springs Available call for Pricing

## Coil Over Adjustment Wrench

This handy tool makes adjusting coil over shocks much easier than the commonly used hammer and screwdriver methods. Wrench tab fits into lock ring notch allowing rotation in clockwise or counterclockwise direction.



JBRC4020 - \$19.00

Order on Line [www.jerrybickel.com](http://www.jerrybickel.com)



Do you want to win races?  
The Secret is out: Eibach

**\$64.95 ea.**

Jerry Bickel Race Cars has teamed up with Eibach becoming the exclusive distributor of their drag racing springs. Eibach produces the finest drag car springs on the planet. Period. When other springs sag, or need frequent replacement, top teams, inevitably turned to Eibach. Eibach uses the worlds finest Hi-Ten spring steel, produced to exceeding precise metallurgical tolerances. World renowned German CNC coilers, as well as many other machines engineered and built by Eibach. In short state-of-the-art technology, in every step of the manufacturing and quality control process.



### Height Dia. Rate

8"	2-1/2"	175#
8"	2-1/2"	200#
8"	2-1/2"	225#
8"	2-1/2"	250#
12"	2-1/2"	90#
12"	2-1/2"	100#
12"	2-1/2"	110#
12"	2-1/2"	120#
12"	2-1/2"	130#
12"	2-1/2"	140#
12"	2-1/2"	150#
12"	2-1/2"	175#
14"	2-1/2"	80#
14"	2-1/2"	90#
14"	2-1/2"	95#
14"	2-1/2"	100#
14"	2-1/2"	110#
14"	2-1/2"	120#
14"	2-1/2"	130#
14"	2-1/2"	140#
14"	2-1/2"	150#
14"	2-1/2"	165#
14"	2-1/2"	175#

**Definitions:** (1) Free length- the over-all length (height) of the spring (2) Solid Height- the length of the spring when completely compressed (coil bind) (3) Deflection- the difference between free length and solid height (the distance to reach coil bind) (4) Weight the physical weight (lbs) of each spring.

### RECOMMENDED SPRING RATES

Front Strut	
Rate	Total Weight
200	Under 1200lbs
250	Under 1200lbs
350	1200 -1500 lbs
400	1500 -1800 lbs
450	1800 -2200 lbs
550	2300 -2500 lbs
650	2600 lbs & up

Rear Coil Over	
Rate	Total Weight
80	Under 900lbs
90	900 - 1000lbs
100	1000 - 1100lbs
110	1100 - 1200lbs
125	1200 - 1300lbs
150	1300 - 1400lbs
175	1400 - 1500lbs
200	1600 - 1800lbs
250	1600 - 1800lbs
300	2400 lbs & up

## Shock/Spring Components



- |  |          |            |
|--|----------|------------|
| 1 Upper Spring Seat  | JB1169   | \$60.00 pr |
| Replaces upper spring seat, prevents spring from dislocating when shock is fully extended. |          |            |
| 2 1/2" Billet Spring Spacer  | JB1066   | 36.00 pr   |
| 3 1" Billet Spring Spacer  | JB1067   | 40.00 pr   |
| 4 Spring Adapter   | JBRC1128 | 3.00ea     |
| Adapts 2.500 spring to 2.375 application   |          |            |
| 5 Thrust Bearings  | JBRC1045 | 29.95 pr   |
| 6 Shock Travel Shims   | JB-439P  | 27.50      |
| .125 Thick 10 pack   |          |            |
| 7 Shock Spring Guide   | JBRC1168 | 31.99 ea.  |
| Guides spring into spring seat and helps to protect threads on the shock.                  |          |            |

# Strange

## Engineering

### COIL-OVER SHOCKS

#### Single Adjustable Shocks

The **Strange** aluminum single adjustable shocks have designed to take the guesswork out of tuning your suspension. Whether you are adjusting the ride of your street machine or fine-tuning a drag car, Strange shocks are a valuable tool to adapt your sustention to the changing conditions your car will encounter. Shock extension is easily adjusted by turning a conveniently located external knob. The external knob offers 10 precise rebound settings and allows for a wide range of adjustment.

#### Single Adjustable \$169.00 ea.

Part#	Ext Length	Colap Length	Ride Height	Stroke	Spring
S5207	19.15	12.64	15.25-16.00	6.52	14
S5206	17.15	11.64	13.875-14.50	5.52	12
S5205	15.40	10.76	12.625-13.250	4.64	12
S5204	13.84	10.00	11.750-12.125	3.86	10
S5203	12.84	9.50	11.00-11.375	3.36	7-8
S5202	11.36	8.74	10.00-10.375	2.62	7-8



#### Double Adjustable Shocks



The **Strange** aluminum double adjustable coil-over shocks are offered to drag racers seeking the ultimate in suspension tuning. The double adjustable shock incorporates an additional knob for accurately adjusting compression. Both

extension and compression are easily accessible and very sensitive to lower piston speed.

#### Double Adjustable \$292.00 ea.

Part#	Ext Length	Colap Length	Ride Height	Stroke	Spring
S5007A	19.15	12.64	15.25-16.00	6.52	14
S5006A	17.15	11.64	13.875-14.50	5.52	12
S5005A	15.40	10.76	12.625-13.250	4.64	12
S5004A	13.84	10.00	11.750-12.125	3.86	10
S5003A	12.84	9.50	11.00-11.375	3.36	7-8
S5002A	11.36	8.74	10.00-10.375	2.62	7-8

#### Adjustable Lower Shock Mount

Designed to fit popular coil over shocks, this kit provides an adjustable lower mounting point. Fits 3" OD axle housing tube and allows 6" of height adjustment in 1" increments. 1/4" housing brackets and 3/16" shock brackets and all mounting hardware included.



**JBRC1111 - \$79.00**

#### Shock Mount Spuds

- 1/2 - 20 NF Thread
- Integral .250 misalignment

.875 x 1.500 OAL

**JB1009 \$12.50 ea**

.875 x 2.000 OAL

**JB1105 \$14.50 ea**



#### Upper Coil Over Shock Mount Kit



The upper shock eyelets attach to a weld-in horizontally

mounted crossmember with four 1/8" 4130 mounting tabs. Your choice of 1-5/8"x.083 4130 moly or 1-5/8"x.125 seamless mild steel (36" length). Kit comes complete with bolts, self-locking nuts and misalignment bushings.

Mild Steel **JBRC1112 - \$49.00**

4130 Moly **JBRC1112A - \$49.00**

#### Upper & Lower Shock Bolt Kit



- Shoulder Bolts
- Lock Washers
- Misalignment Bushings

**JBRC1037B - \$59.00**

Bushing only

**JBRC5860 - \$2.50**



# Pedal Components

## Ultra Light Pedal Assembly Kit

The **JBRC Pro 4130 Ultra Light Pedal Assembly Kit** is extremely light weight without compromising strength. All friction surfaces have roller bearings to eliminate binding. Heavy duty clutch cross shaft with double shear clutch arm allows for accurate air gap settings during clutch adjustment. Pedals have a mesh grading to eliminate slippery pedal surfaces. The tubular structural design of the gas pedal eliminates all flex during wide open throttle conditions. The brake pedal has been designed with the correct pedal to master cylinder ratio which is required for proper stopping pressures and maximum brake life. This kit is available without clutch pedal for automatic transmission cars.

Description	Part Number	Amount
Gas Pedal Only	<b>JBRC1012</b>	<b>\$79.00</b>
Brake Pedal Only	<b>JBRC1013</b>	<b>79.00</b>
Clutch Pedal Only	<b>JBRC1014</b>	<b>79.00</b>
Brake & Gas Only	<b>JBRC1015</b>	<b>329.00</b>
Clutch & Brake Only	<b>JBRC1015A</b>	<b>329.00</b>
Brake, Clutch & Gas	<b>JBRC1016</b>	<b>359.00</b>
Cross Shaft Only (JBRC1015)	<b>JBRC1009A</b>	<b>49.00</b>
Cross Shaft Only (JBRC1016)	<b>JBRC1009</b>	<b>69.00</b>



### Needle Roller Bearings

**B1612 - 3/4" Wide - \$8.50**

**B1616 - 1" Wide - \$8.50**

**Bearing Dimensions**  
I.D. 1.000  
O.D. 1.250


Used in **JBRC** pedal cross shaft assemblies

## Gas Pedal Mount Kit

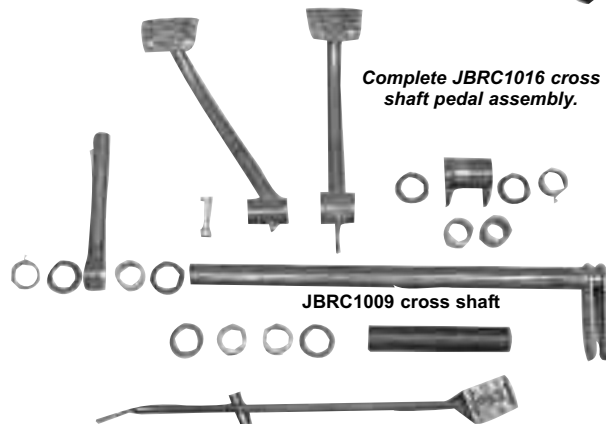
The **JBRC** mounting kit is designed to be used with our gas pedal. It is most commonly mounted from the steering column braces. Constructed of light-weight 4130 moly tubing for strength.



**JBRC1012A - \$29.00**



Complete **JBRC1016** cross shaft pedal assembly.



**JBRC1009** cross shaft



**JBRC1009A**

## Pedal Boot Kit

Give the interior of your race car a professional look while sealing out unwanted exhaust fumes and track dirt.

Available in black ballistic with or without kevlar lining. Comes complete with boot retaining ring and with attaching hardware.



Ballistic

**JBRC3001 - \$29.00**

Kevlar Lined

**JBRC3002 - \$49.00**

## Pedal Toe Pull



(Pedal not included)

**JBRC1011 \$69.00**

Some sanctioning body's require some means of returning the throttle to a closed position by the drivers foot. Mounting tab welds to pedal. Adjustable for different drivers.

## Gas & Clutch Pedal Stops



The gas pedal stop eliminates linkage flex which can result in breakage. Adjustment of this stop is a must each time engine and/or

carburetor changes are made. The clutch stop allows for consistent pedal travel each time the pedal is depressed so that dead nuts accurate air gap adjustments can be made.




**Gas JBRC1102 - \$29.00**

**Clutch JBRC1103 \$29.00**

## Brake Pedal Push Rod

The **JBRC** push rod is constructed of 5/8" OD 4130 .058 wall tube with a 5/16" hole clevis welded on one end and a 3/8" right hand tube adapter to be welded after cutting to desired length.

**JBRC1017 - \$30.00**



## Clutch Linkage

Constructed of 5/8"x.058 4130 moly with center hex nut for easy adjustments. Weld bungs included to fit 3/8" right and left rod ends.

Without Rod Ends - **JBRC1018 - \$25.00**

With Rod Ends - **JBRC1050 - \$40.00**

Pictured  
with rod  
ends



## Hand Brake

The **JBRC** hand brake kit is designed to be used in conjunction with the **JBRC** pedal assembly. A hand brake allows the driver to stage keeping his right foot on the gas pedal and eliminates the need to set the brake pressure and use of line lock during staging.

**JBRC1019 - \$159.00**



## Master Cylinder Mount Kit

Designed to mount Mopar style master cylinders on round tube chassis. Made of .125 4130 moly and comes with gussets, adjustable rear support and NAS hardware.

**JBRC1020 - \$49.00**

Support Only **JBRC1020S - \$25.00**



## Throttle Cable

6' Universal throttle cable. Can be custom tailored for your application.

**6' Cable**  
**JBRC5039**  
**\$69.00**



**A31799**

**A31128**

**A31129**

**A31126**

**A31126HD**

### Quick Release Linkage Ends

<b>A31799</b>	10-32 / 10/32 Stud	<b>\$9.00</b>
<b>A31128</b>	10-32 / 1/4-20 Stud	<b>10.00</b>
<b>A31129</b>	10-32 / 5/16-24 Stud	<b>10.00</b>
<b>A31126</b>	1/4-28 / 1/4-28 Stud	<b>12.00</b>
<b>A31126HD</b>	1/4-28 / 1/4-28 Stud HD	<b>14.00</b>

## Adjustable Throttle Linkage



Designed so that length can be adjusted simply by removing the quick pin and selecting a desired setting. A quick

release carburetor throttle linkage is supplied for both ends of the linkage. This linkage, along with a positive pedal stop, will insure wide open throttle performance virtually eliminating linkage failures.

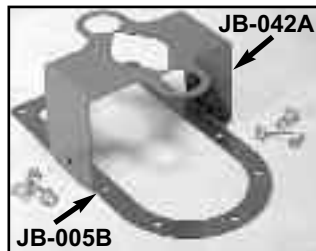
10-32 - **JBRC1049 - \$49.00**

1/4-28 - **JBRC1049HD - \$59.00**

## Firewall Throttle Linkage Boot Seal

Seal your throttle shaft hole in your firewall. Allows a large hole to be placed in the firewall for lots of linkage movement without leaving an unwanted hole in the firewall. 4 mounting holes attach the 2" O.D. flange to the firewall.

**GS4001 \$20.00**



in place. Fabricated from .050 4130 plate.

**JB-005B - \$18.00**

## Master Cylinder Protection Plates

Floor support ring (JB-005A) strengthens floor around master cylinder opening. Protection plate (JB-042A) protects the master cylinder itself from possible damage and keeps caps

**JB-042A - \$18.00**





**Exposed Master Cylinder Cover**

Designed to bolt to thru holes on JBRC1063 master cylinder. Provides protection and secures caps on reservoir. Easily removable for service.

Complete Kit **JBRC3023 - \$49.00**

**Carbon Master Cylinder Cover**

The slickest way on the planet to cover and protect your master cylinder. Extra long to allow trim fitting to any style floor. Floor protection plate has built in dzus fastener tabs to make the installation easy. Comes as a complete kit or cover only.

Complete Kit **JBRC3026K - \$69.00**

Cover Only **JBRC3026 - \$49.00**



**Pro Master Cylinder**

(1.032 Bore) Cylinder  
**JBRC1063 Cylinder Only \$119.00**  
Includes 2-JB1073 Fittings  
**JBRC1063A Complete Kit \$179.00**  
Includes JBRC1064 Push Rod Kit

(1.125 Bore) Cylinder  
**JBRC1066 Cylinder Only \$129.00**  
Includes 2-JB1073 Fittings  
**JBRC1066A Complete Kit \$189.00**  
Includes JBRC1064 Push Rod Kit

**JBRC1064**  
**\$69.00**  
pushrod kit

**WIL2604894 \$118.95**



(1.062" Bore Size)

- Dual in-line design is ideal for four wheel braking systems
- Lightweight aluminum body, 1/2-20 outlet ports.
- Large capacity plastic reservoir, dual fill caps, dual horizontal bolt mounting flange firewall, or floor mounting with our JBRC1020 mounting kit (see page 20)
- Master cylinder body thru holes provide side mounting or attaching of JBRC3023 exposed cover kit. (shown above).
- 1.032 bore master cylinder should be used if single or 2-piston calipers are used on front and single 4-piston are used on rear.
- 1.125 bore master cylinder should be used if 4-piston calipers are used on front and single or dual 4-piston are used on rear.

- Best way to attach pedal linkage to master cylinder. Used on all JBRC Pro Built Race Cars. Prevents binding and retains pushrod and protects master cylinder piston from dirt.

- Economical L/W aluminum body (1.032 bore) for use with drum or disc braking systems. 1/2-20 front and 9/16-20 rear outlet ports. Comes complete with boot, pushrod and hard line fittings.

**Pedal Assemblies**

These forward mount pedal assemblies are available in both floor mount (6:1 ratio) and swing mount (7:1 ratio) configurations, and are ideal for clutch and single master cylinder brake applications. Designed to accept either Die Cast, Pro or Sportsman Master Cylinders (Pro & Sportsman requires use of adapter kit), these pedals are strong, compact and lightweight (1.1 pounds). Pedals are corroding resistant and come with anti-slip floor pads.



**Stainless Steel Banjo Fittings**  
9/16"- 20 to 1/8" NPT Female **JB1108 \$34.95**  
1/2"- 20 to 1/8" NPT Female **JB1107 34.95**



**Steel Banjo Fittings**  
9/16"- 20 to #3AN Male **JBRC5032-2 22.95**  
1/2"- 20 to #3AN Male **JBRC5032-1 22.95**



**Stainless Steel Fittings**  
9/16"- 20 to #3AN Male **JB1074 16.00**  
1/2"- 20 to #3AN Male **JB1073 16.00**



DESCRIPTION	PART NO.	PRICE
Floor Mount Pedal Assy (6:1)	<b>340-1289</b>	<b>\$62.95</b>
Swing Mount Pedal Assy (7:1)	<b>340-1290</b>	<b>62.95</b>
Floor/Swing Mount Adapter	Firewall Adapter	
<b>250-3677 \$38.00</b>	<b>250-2406 \$49.00</b>	

DESCRIPTION	PART NO.	PRICE
3/4" Diecast M/C	<b>260-6764</b>	<b>\$50.00</b>
7/8" Diecast M/C	<b>260-6765</b>	<b>50.00</b>
1" Diecast M/C	<b>260-6766</b>	<b>50.00</b>
Rebuild Kits Available (Call for Pricing)		

## Pro Stock Brake Line Kit

We have done the leg work for you! Save time and money and achieve professional results by using the **JBRC** complete four wheel brake line kit. Kit is complete with 25' of 3/16" steel tubing, 6' of #3 teflon stainless braided hose, all necessary fittings, weld-on bulkhead mounting tabs and brake line to chassis mounting straps. An additional feature of our kit is that it includes the required fittings for line lock hook-up. Optional stainless steel upgrade.

**Brake Line Kit - JBRC5014 - \$159.00**

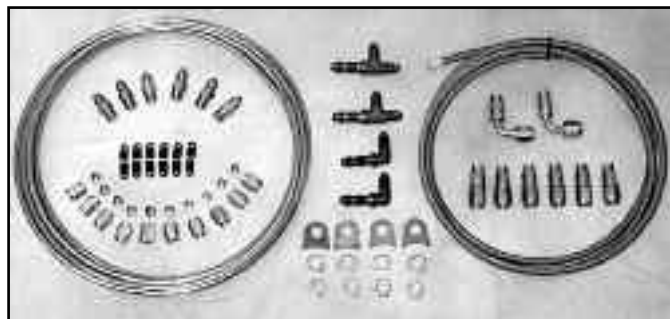
**with Stainless Tubing - JBRC5014A - \$209.00**

### Options

**Up-Grade to Steel Bulkhead Fittings - \$39.00**

**Up-Grade to Pre-Made Hose Assemblies - \$29.00**

NO.	Part Number	Description	Amount
1	JB-029	Bulkhead Tab	\$3.00
2	FAS-616	3/8" AN Washer	.25
3	AUR3/8RH	#3AN RH Bulkhead Nut (Steel)	.36
4	980403	3AN Bulkhead Tee On Run	12.75
5	983303	3AN 90° Bulkhead	8.83
6	983403	#3 AN Bulkhead Tee	16.39
7	983203	#3 AN Straight Bulkhead	4.11
8	982203	#3 AN 90° 1/8" NPT Adapter	7.54
9	481603	#3 AN 1/8" NPT Straight (Steel)	1.58
10	481803	#3 AN Tube Nut (Steel)	1.28
11	481903	#3 AN Tube Sleeve (Steel)	.95
12	600003	Straight #3 TFE Hose End	6.47
13	604503	45° #3 TFE Hose End	11.27
14	609003	90° #3 TFE Hose End	11.48
15	600703	#3 AN Hose Banjo Fitting Assy.	12.00
16	630021	#3 TFE Hose Assy. 21" Str/Str	12.00
17	639014	#3 TFE Hose Assy. 14" Str/90°	17.00
18	483303	#3 AN 90° Bulkhead (steel)	20.00
19	480403	#3 AN Bulkhead Tee On Run (Steel)	24.00
8	482303	#3 AN 90° 1/8" NPT Adapter(Steel)	6.00
N/S	480403	#3 AN 45° 1/8" NPT Adapter(Steel)	8.00
N/S		25' Roll 3/16" Steel Brake Line Tubing	29.95
N/S		20' Roll 3/16" Stainless Brake Line Tubing	59.95



## Brake Line Fittings



3/16" Tub Bender **JBRC4022 \$79.00**  
 37° Flair Tool **JBRC4006 99.00**  
 3 - 4 Braid Spreader **JBRC4059 37.00**  
**Save Purchase all three with Brake Line Kit for \$189.00**



## Stage Gauge



Mechanical

**AUT4426 - \$119.00**

Electrical

**AUT4467 - \$259.00**

## Proportioning Valve

Billet aluminum construction with pressure adjustments from 100-1000 psi. This lets you fine tune the front to rear braking balance.

**WIL260-8419 \$44.95**

## Brake Fluid

Specially formulated Hi-Temp Racing Brake Fluid has extremely high boiling point to withstand the severe heat requirements of drag racing. Low viscosity allows easy bleeding of brake system. (12 oz.)



**WIL290-0633 - \$9.95**

## Residual Pressure Valves

In-line residual pressure valves retain a specific brake line pressure to eliminate excessive pedal travel in both disc and drum brake systems.

2# **WIL260-1874 \$18.95**  
 10# **WIL260-1876 18.95**  
 2# **LAM888 37.95**



## Hurst Roll Control

- Stainless Steel Valve Assembly
- Fully Enclosed Electrical Coil
- Finned Aluminum Housing


Complete Kit

**HUR1745000 - \$129.00**

Solenoid Only

**HUR5667550 - \$109.00**

Mounting Tab JB262 - \$12.00





# Steering Rack & Pinion

## JBRC Pro Billet Rack & Pinion Steering Unit



Exclusively designed for **JBRC**. Features light weight construction, netting a 20% weight savings over conventional units, a 10% reduction in steering ratio for reduced sensitivity and over-

steer. It has a polished billet aluminum housing and a chrome rack tube. The tie rod ends come machined for easy installation of the **JBRC 4130** tie rod kit. Kit includes: Rack and Pinion unit with **JBRC 1022** Tie Rod Kit.

Complete Kit **JBRC1088P \$429.00**  
Rack & Pinion only **JBRC1088 \$299.00**



## JBRC Rack & Pinion Steering Package

Package includes: **JBRC1087** Rack & Pinion Unit featuring a polished housing and chrome plated center tube, Precut and Machined tie rod shafts, **JBRC** tie rod kit, dust boots and clamps.

Complete Kit **JBRC1087P \$379.00**  
Rack & Pinion only **JBRC1087 \$249.00**

## Rack & Pinion Steering

**JBRC** offers this OEM replacement 71-72 Pinto rack and pinion. Factory mounting locations make professional installation possible. This unit features a chrome center tube and a polished housing.

**WIL3502038 - \$229.00**



## Tie Rod Kit

The **JBRC** Tie Rod Kit is designed to be used with the 71-72 Pinto rack assembly. Engineered to adapt to the stock ball joint, this kit slips over and welds in place. Kit includes Aurora HXAM high-misalignment rod ends, making the steering arm connection simple and tow-in adjustments possible. NAS bolts and stainless safety washers included.

**JBRC1022 - \$159.00**

Tie Rod Tubes Only - **JB1010 - \$40.00 pr.**

## Rack & Pinion Mount



Mounting the rack and pinion can be easily accomplished by using the **JBRC** mounting kit. The



squeeze clamp design eliminates the need for welding to the chrome tube of the rack and pinion. The driver's side threaded spud mount provides a strong, yet simple mounting method.

Shown at right

**JBRC1023 - \$29.00** for JBRC1087

Shown at left

**JBRC1023BP - \$49.00** for JBRC1088



## Billet Rack & Pinion Mount Kit

Billet Aluminum clamp, anodized black, designed to replace factory mount on right side of rack unit. Also includes left side mounting bracket

and mounting fasteners.

**JBRC1023B - \$59.95**

**Order on Line [www.jerrybickel.com](http://www.jerrybickel.com) (636) 356-4727**



The steering column should be light-weight yet not compromise strength. Constructed of 4130 moly tubing, consisting of 1-1/4" column with 3/4" shaft, delrin column bushings, aircraft quality joint (CUR7428) or joints (CUR7422), splined rack adapter and your choice of **Mark Williams, Strange or Wilwood** removable hub. You won't find a better column kit on the market. **This kit is complete with column to chassis supports and is available with single or dual u-joints.**

### Lower Steering Column Support Kit



This bushing is required on all dual u-joint applications and recommended on all shafts. The kit comes complete with bushings, bushing housing and chassis mounting tube.

**JBRC1104 - \$29.00**

Replacement Column bushings

**JBRC1104A - \$8.00 ea.**

### Steering Joints



**CUR7428** - 3/4" x 3/4" I.D., aircraft quality steel, slim line construction with ball and pin grease zerk in cross shaft. (Max. installation angle 35°)

**\$55.00**

**JBRC5040** - 3/4" x 3/4" joint is permanently grease sealed by a rubber boot. Made of quality cadmium plated steel. (Max. installation angle 37°)

**\$89.00**

**CUR7422** - Same construction features as CUR7428 except it has 9/16 - 26 internal splines on one end and includes positive self-locking safety nut. (Max. installation angle 35°)

**\$79.00**

**JBRC5041** - Splined rack adapter is machined from high strength steel with 9/16 - 26 internal spline on one end and 3/4" I.D. on opposite end and includes positive self-locking safety nut.

**\$19.00**

**JBRC5043** - Same as JBRC5041 with 3/4" O.D.

**\$19.00**

### Steering Column Kits

Part No.	Hub Type	# U-Joints	Amount
<b>JBRC1021</b>	M/W 5-bolt SFI	single	<b>\$269.00</b>
<b>JBRC1021C</b>	M/W 5-bolt SFI	dual	<b>329.00</b>
<b>JBRC1021D</b>	Strange 3-bolt SFI	single	<b>219.00</b>
<b>JBRC1021E</b>	Strange 3-bolt SFI	dual	<b>279.00</b>
<b>JBRC1021F</b>	Strange 5-bolt SFI	single	<b>239.00</b>
<b>JBRC1021G</b>	Strange 5-bolt SFI	dual	<b>299.00</b>
<b>JBRC1021A</b>	Wilwood 3-bolt	single	<b>169.00</b>
<b>JBRC1021B</b>	Wilwood 3-bolt	dual	<b>229.00</b>



### Firewall Steering Shaft Boot Seal



This slick new product by **JBRC** seals your racecar cockpit from track dirt and exhaust fumes. Four mounting holes attach the 3" O.D. aluminum flange ring to the firewall. The boot is fire resistant and seals a 3/4" steering shaft.

**GS1000-12 \$20.00**

### Steering Column Mounting Clamp



Dash panel full and still need to add a gauge or tach? Here is your answer: **JBRC's** Billet Aluminum steering column mounting clamp.

1 1/8" tube

**JB1114 \$19.95**

1 1/4" tube

**JB1135 \$19.95**

1", 1 1/4", 1 1/2", 1 5/8", 1 3/4" Tube  
**\$20.00**

### Helmet Hooks

Roll bar hooks made from billet aluminum.



### Steering Wheel Hook

Hang your steering wheel from your roll bar. Hooks made from billet aluminum. Available for 1", 1 1/4", 1 1/2", 1 5/8" and 1 3/4" tube size.

**PITSHW - \$20.00**





# Steering Wheels & Hubs

## Removable Hubs


Having the option of removing the steering wheel makes racing easier for the driver to exit the car and crew members to work on it. In emergency situations, this feature is a necessity. We offer the seven types of steering hubs pictured. Certain classes require **SFI** certification of hubs, please specify when ordering.

Hub Type	SFI	Part No.	Amount
3-Bolt	No	WIL2702016	\$29.00
4-Bolt	Yes	MAR10020	102.00
5-Bolt	Yes	MAR10025	132.00
3-Bolt	Yes	MAR10060	104.00
3-Bolt	Yes	STRQ1000	82.00
5-Bolt	Yes	STRQ1200	115.00



## Steering Wheel Button Tab

Attaches to right or left steering wheel spoke. Mounts two button switches. Black anodized aluminum, comes with fastening hardware.



JB1194 - \$29.95

installation labor  
\$20.00



## 5-Bolt Wheel Adapter

Adapter kit designed to bolt a 5-bolt Wheel to 3-bolt quick release hub. 4130 moly adapter & all hardware.

JB-054A - \$15.00

## NHRA Approved Billet Steering Wheel Hub Extensions

5 Bolt Billet Steering Wheel Hub Extension. Can be used to extend wheel location or create more room when hub and wheel are removed. Anodized Black.



3" JBRC1030 \$105.00

5" JBRC1030A \$125.00

## Push Button Stretch Cord

Heavy duty 10 amp switch with heavy gauge industrial strength cord. Ideal for Nitrous, trans brake and line lock steering wheel applications.



JBRC5503 - \$59.00

3/8" Green Button

JBRC5503A - \$59.00

1" Red Button



All Wheels Available with JBRC5503 Stretch Cord Installed

Parts and labor to install cord in any wheel

(Single Cord installed add) \$79.00

(Dual Cords installed add) \$158.00

Please specify left or right side

## GT Steering Wheels

The Pro's choice! These attractive 3-spoke design, 13" diameter rubber gripped wheels features light-weight aluminum construction with black vinyl grip. These 13" wheels bolt directly to the Mark Williams, Strange 5 Bolt quick release hubs.



GRA763 Black/Silver Spoke \$79.00

GRA773 Black/Black Spoke 79.00

## Pro Wheel

Wheel features an all double hand-stitched vinyl wrap that has a matte black finish so similar to leather that it is hard to tell the difference. It also features our new Diamond Grip in the 3 & 9 O'clock positions and has the yellow top marker.

GRA1075 \$99.00



order on Line [www.jerrybickel.com](http://www.jerrybickel.com)

(636) 356-4727

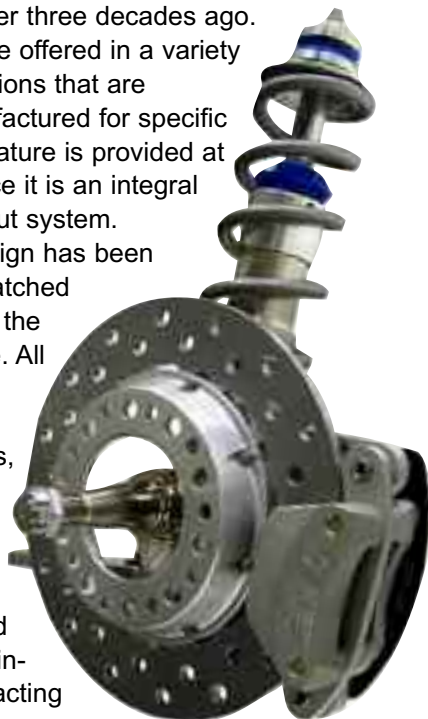
25

# Lamb Strut Systems

If domination of a marketplace is any indication of a product's worthiness in design and construction, then there have been few components designed for the high-performance industry more highly regarded than Lamb Struts. The Lamb Strut has been continually refined and updated since its creation over three decades ago.

Only Lamb Struts are offered in a variety of valving configurations that are designed and manufactured for specific applications. This feature is provided at no extra charge since it is an integral part of the Lamb Strut system.

Lamb's superior design has been combined with unmatched standards to ensure the finest struts possible. All components — from the precision alloy shock shafts, pistons, cylinders and 4130 heat-treated control arm assemblies — to the billet calipers, rotor assemblies and brackets, are made in-house to Lamb's exacting specifications.



## Strut Assemblies - Double Adjustable

**#1ADA** Lamb Double Adjustable Strut Suspension and Brake Assembly ..... **\$5,342.00**

**#1ADAC** Lamb Double Adjustable Strut Suspension and Carbon Brake Assembly..... **\$8,475.00**

**#1A-DA-UPG** Lamb Components 4 Piston Caliper Strut Brake System (includes Weld Wheels).....**\$8,440.00**

**#1A-DA-CC-UPG** Lamb Components 4 Piston Caliper Strut Carbon Brake System (includes Weld Wheels). **\$10,950.00**

**NOTE:** Strut System Available in two designs, Standard and Compact ( 1 1/2" overall shorter length.) No pricing difference, Specify when ordering.



## Billet Strut Lower Control Arm Chassis Mounts

Manufactured from 4130 chromoly. Unique design eliminates mounting tab failure. Features 360° contact area for welding. Set includes 2-forward, 2 rear, NAS hardware included. Available Notched or Un-Notched.

**JBRC1060 - \$229.00**

Notched

**JBRC1060PN - \$299.00**



## LAMB Strut - Components

**#2** Lamb Strut Lower Control Arms (Pair) Includes stainless steel lower control arm bearings, spirolox and hardware.....**\$390.00**

**#3** NMB Stainless Steel Rod End Kit for Lamb Struts - Includes (2) ARY6ECR, (4) ART8ECR rod ends & nuts.....**\$580.00**

**#3A** Aurora 4130 Rod End Kit for Lamb Struts - Includes (2) ARY6ECR, (4) RAM8TC2 Aurora 4130 rod ends & nuts.....**\$395.00**

**#2009** Special Strut Wheel Bearing Kit - Includes all bearings, wheel seals and cotter pins (for 2 wheels).....**\$175.00**

Lamb struts require the special wheel bearing kit listed above. When replacing wheels uses either existing wheel bearings or #2009 kit.

**DO NOT USE BEARING KIT SUPPLIED WITH WHEELS**

**#2076A** 22MM Lower Snubber - Low Rate .....**\$6.95**

**#2076B** 20MM Lower Snubber - Low Rate .....**\$6.95**

**#2077** Strut Top Mounting Urethanes (for pair of struts) .....**\$55.95**

**#2089** (.090) 4130 Spindle Washer (each).....**\$2.95**

**#2090** Billet Plated Spindle Nut (each).....**\$13.95**

**#2092** 3/8" Titanium Safety Washer (each).....**\$3.50**

**#1174** Replacement Wheel Grease Seal.....**\$6.95**

## Travel Sensor Mount Kit

Clamps to lower strut control arm. Tabs weld to strut chassis forward down tube. Racepak Travel Sensor not included. (sold ea.)



**JBRC1190 \$29.00**

## Strut Lower Control Arm Mount



The **JBRC** strut lower control arm mounting kit consists of (8) 4130 x .125" thick mounting tabs for a double sheer installation. Kit includes misalignment washers, NAS bolts, -AN washers and nylock locking nuts.

**JBRC1037A - \$80.00**



# Front Suspension

## Strange Strut Systems

- Forged aluminum body
- 17-4 Stainless steel spindles
- Koni/Strange wet kits
- Includes lower control arm kit featuring Aurora 4130 rod ends
- 8" Hypercoil Springs
- Externally adjustable rebound
- NEW Double Adjustable Rebound and Compression



## Strange Ultra Strut Package

- Piston travels below spindle for longer stroke
- Anglia style spindle
- Aluminum steering arm
- Stainless base, aluminum body
- NAS hardware, Aurora rod ends
- Two lengths to choose from
- Hypercoil springs
- Strange/Koni wet kits
- External adjustable

Part #	Brake	Mt	Wheel	Amount
PSS105	1-Piston	Stud	Spindle	\$1,720.00
PSS105DBL	1-Piston	Stud	Spindle	2,120.00
PSS115	2-Piston	Stud	Hub	1,805.00
PSS115DBL	2-Piston	Stud	Hub	2,205.00
PSS125	4-Piston	Stud	Hub	1,859.00
PSS125DBL	4-Piston	Stud	Hub	2,259.00

PSS200	Single Adjustable	Steel Brake	\$2,660.00
PSS205	Double Adjustable	Steel Brake	3,502.00
PSS210	Single Adjustable	Carbon Brake	4,385.00
PSS215	Double Adjustable	Carbon Brake	5,227.00

Stroke	Spring Length	Center lower brg to upper mt			Center upper mt to wheel ctr		
		Extended	R.H.	Compressed	Extended	R.H.	Compressed
2.5	7"	9.40	7.90	6.90	5.17	4.91	4.75
3.63	8"	11.38	9.20	7.77	5.51	5.15	4.89

## Hypercoil Springs \$115.20 pr.

### 2.500" I.D. Hypercoils

Part No.	F. Length	S. Height	Deflection	Weight
SP70175	7.00"	2.24"	4.76"	1.6
SP70200	7.00"	2.74"	4.26"	2.1
SP80200	8.00"	2.83"	5.17"	2.3
SP80225	8.00"	3.11"	4.89"	2.6
SP80250	8.00"	3.21"	4.79"	2.8
SP80275	8.00"	3.42"	4.58"	3.1
SP80300	8.00"	3.20"	4.80"	2.9
SP80325	8.00"	3.46"	4.54"	3.2
SP80350	8.00"	3.27"	4.73"	3.1
SP80375	8.00"	3.54"	4.46"	3.5
SP80400	8.00"	3.81"	4.19"	3.9

## Ceramic Front Wheel Bearings



Featuring Ceramic Ball Bearings for ultimate L/W and reduced drag. Comes with 2 inner and outer sealed bearings. Fits Lamb and Strange Ultra Struts.

**JBRC1204C - \$399.95**

## Upper Strut Mount

Unique design features strongest, yet lightest possible way to mount upper strut stud to you chassis.



Comes with strut cups and front and rear gussets.

**JBRC1046 - \$60.00**

## Adjustable Strut Upper Mount W/Bearing



nates any binding while the strut goes thru its travel. Kit sold as a complete mount or up-grade for the JBRC1055 that has already been installed.

Complete Kit w/Bearings  
**JBRC1055A - \$529.00**

Up-Grade Kit  
**JBRC1055B - \$359.00**

## Adjustable Strut Upper Mount



Adjust your strut travel from .750 to 1.43 (recommended). Shims can be installed and removed in the pits. Shim changes adjust strut travel .170 with each shim. 4 shims allow a total of .680 in adjustment.

**JBRC1055 - \$259.00**

**Order on Line [www.jerrybickel.com](http://www.jerrybickel.com)**

**(636) 356-4727**

# Brake Kits & Components



**New Lightweight Billet Calipers**

## Lamb Rear Brake Kits

**132-0A** Symmetrical Ends Carbon/Carbon .....\$4,195.00  
**136D** Symmetrical Ends 4-3/4" X 5" B.C. ....1,145.00  
**136D-LTWT** Symmetrical Ends 4-3/4" X 5" B.C..... 1,345.00  
**NEW** lightweight calipers. Kit features a 5# weight savings from the 136D and is within 5# of the carbon/carbon kit.

• All Lamb standard rear disc brake systems include billet calipers, cast rotors, billet rotor adapters, specially ground 7075-T6 brackets and disc brake pads.

## Strange Rear Brake Kits

<b>B1700WC</b>	49-64 Olds .....	<b>\$582.45</b>
<b>B1704WC</b>	65-73 Mopar .....	<b>582.45</b>
<b>B1706WC</b>	Late Big Ford .....	<b>582.45</b>
<b>B1708WC</b>	49-72 Early Big Ford .....	<b>582.45</b>
<b>B1710WC</b>	Symmetrical .....	<b>582.45</b>
<b>B1710WCD</b>	Symmetrical (dual caliper) .....	<b>1,019.59</b>
<b>B1712WC</b>	65-73 Small Ford (Mustang) .....	<b>582.45</b>
<b>B1716WC</b>	67-77 Small (OEM) GM .....	<b>582.45</b>
<b>C180_UC</b>	Carbon/Carbon .....	<b>2,695.00</b>

(specify housing end type and bolt circle)



## Wilwood Rear Brake Kits

<b>140-0263-B</b>	12-Bolt Chevy ("C" Clip) .....	<b>\$486.95</b>
<b>140-4545-B</b>	12-Bolt Chevy ("C" Clip Eliminator) .....	<b>486.95</b>
<b>140-5771-B</b>	12-Bolt Chevy W/ 3.150 Bearing .....	<b>486.95</b>
<b>140-0262-B</b>	Small Ford .....	<b>486.95</b>
<b>140-0261-B</b>	Big Ford 2.36" offset .....	<b>486.95</b>
<b>140-3623-B</b>	Big Ford 2.50" offset .....	<b>486.95</b>
<b>140-2119-B</b>	Big Ford 2.50" offset (new style) .....	<b>486.95</b>
<b>140-0265-B</b>	Symmetrical .....	<b>486.95</b>
<b>140-5348-B</b>	Symmetrical (11/16" studs) .....	<b>499.95</b>
<b>140-0260-B</b>	8-3/4" Mopar/ Dana (Green Brg) .....	<b>486.95</b>
<b>140-5255-B</b>	8-3/4" Mopar/Dana (Green w/snp) .....	<b>486.95</b>
<b>140-0264-B</b>	Oldsmobile / Pontiac .....	<b>486.95</b>
<b>140-5349-B</b>	Oldsmobile / Pontiac (11/16" studs) ....	<b>499.95</b>



**Drilled Rotors Add \$20.00**





## Wilwood Replacement Parts

### 2- Piston Front Hub

120-4060	Caliper .....	\$106.95
130-2655	Caliper Overhaul Kit .....	8.95
160-2181	Solid Rotor .....	84.95
160-2182	Drilled Rotor .....	105.95
15E-9820K	Pad Set .....	62.00

### 4- Piston Front Hub

120-1218	Caliper .....	\$124.95
130-2655	Caliper Overhaul Kit .....	8.95
160-3305	Solid Rotor .....	79.95
160-3306	Drilled Rotor .....	105.95
15E-6096K	Pad Set .....	68.00

### 4- Piston Rear Axle

120-6818	Caliper .....	\$124.95
130-2655	Caliper Overhaul Kit .....	8.95
160-0201	Solid Rotor .....	79.95
160-1601	Drilled Rotor .....	105.95
230-0233D	Rotor/Hat Bolt Kit .....	9.95
230-0204	Caliper Bolt Kit.....	9.95
15E-6096K	Pad Set .....	79.00
220-0627	Bleeder Screw Kit (4 pk) .....	10.95

## Mark Williams Floater Parts

81100	Quick Change Caliper (ea) .....	\$175.00
71010	Rear Floater Steel Rotor .....	165.00
81034	Rear Floater Carbon Rotor .....	1,030.00
9400	Bleed Screw, 3/8" Thread (ea).....	1.62
81170	O-Ring Kit (ea).....	8.50



### Miscellaneous Parts

Spot Pad Screws	\$1.25
Bleeder Screws Stainless	6.95
Bleeder Screws Steel	2.25
Caliper Cotter Pin	.90
Caliper Bridge Bolt	9.95
Caliper Bracket Thread Insert	5.95

## Lamb Replacement Parts

### Rotors

1300	Strut Rotor (Old One Piece) .....	\$245.00
1300A	Strut Rotor (New with Hardware) ..	139.00
1300B	Strut Rotor Carbon (rotor only)) ..	1,250.00
1300C	Strut Rotor Carbon (assembly).....	1,299.00
1301	11.5" Rotor (includes Hardware) ....	155.00
1301B	11.5" Rotor Carbon (rotor only)....	1,162.50
1300S	Rear Rotor Steel (rotor only) .....	155.00
1302	11.5" Rear Carbon (rotor only) ....	1,195.00
1303	10" Strut Steel Rotor & Hat Assy ....	302.50

### Caliper O/H Kits

810	O/H Kit 1602/1608 Caliper (ea) .....	\$9.50
814	O/H Kit 1601 Caliper (ea) .....	9.50
830	O/H Kit Billet Strut Caliper (pr) .....	12.00
183A	O/H Kit Q/C Strut Caliper (pr) .....	8.00
890	1/4-28 Bleed Screw (ea) .....	6.95

## Strange Replacement Parts

B2780-1	10" Slotted Rotor, Alu Strut 1.5" Off St ...	\$125.00
B2782-3	10" Slotted Rotor, Alu Strut 1" Off St .....	125.00
B2792-3	11 1/4" Slotted Rotor, Rear .....	139.00
B2795-6	11 1/4" Slotted Rotor, Strut 4.75 B.C. ....	139.00
B2794	2pc Floating Steel Rotor Assembly (rear)...	195.00
B2786	2pc Floating Steel Rotor Assembly (frt) ....	250.00
F1267-8	11 1/4" Slotted Rotor, Floater 4 3/4"-5" B.C. .	175.00
C1780	10" Carbon Front Rotor .....	795.00
C1790	11" Carbon Rear Rotor .....	594.00
B1850	Caliper, w/B5010 Pads and Hardware (pr)...	334.50
B1855	Caliper, w/B5020 Pads and Hardware (pr)...	359.00

## Wilwood Brake Pads

(Set 4)

	Billet Spot	
1	150-1251K Dynalite Single	\$ 31.95
	BP-10 Smart Pads (130 mph)	
2	150-8937K Dynalite Single	33.95
3	150-8850K Dynalite Dual	41.95
	Poly Matrix "E" Series (150 mph)	
2	15E-9820K Dynalite Single	72.95
3	15E-6096K Dynalite Dual	79.95
	Poly Matrix "B" Series (150 mph plus)	
2	15B-9819K Dynalite Single	80.95
3	15B-3991K Dynalite Dual	103.95

## Strange Brake Pads

(Set 4)

4	B2510	Single & 2 piston	\$38.00
5	B5010	4 Piston (soft)	60.00
5	B5020	4 Piston (metallic)	80.00
15	L4050H	4 Piston (carbon)	600.00
14	B1250P	2 Piston (carbon)	420.00

## Mark Williams Brake Pads

(Set 4)

11	73004	JBRC Strut Steel	\$ 88.00
13	73109	JBRC Strut Carbon	660.00
9	81130	Ferodo Hi-Friction	72.00
10	81030	Carbon/Carbon	696.00
		Includes Stainless Steel Pad Backing Plate	

## Lamb Brake Pads


(Set 4)

6	707-150	Strut Pad (pre89)	\$ 50.00
6	707-625	Strut Pad	50.00
16	718A	Carbon (1608 Cal)	1000.00
8	718B	Carbon/Carbon(rear)	1000.00
7	725	Met (Lamb 1600)	98.00
12	726	Carbon/Met (Q/C Sq)	68.00
16	727	Metallic (1608 Cal)	112.00
12	734	Carbon/Carbon(front)	792.00
12	732	Carbon/Frt (inner) ea.	208.00
12	733	Carbon/Frt (outer) ea.	188.00

# Motor Plates & Components


## Motor Plates

Available for most popular applications. Each plate is precision cut from .250 thick 6061 T-6 aluminum. Design allows you to fit your exact chassis dimensions.



## Mid Plates

JBRC mid plates are constructed from .250 thick 6061 T-6 aluminum plate.



## Welded Bung Option



Eliminates using nuts on the fasteners. Bungs are welded to block protector with replaceable stainless steel threaded inserts. Bungs and

inserts also sold separately.

aluminum bung  
**JB1007 - \$5.25**

S/S 3/8-16 insert  
**JBRC5029 - \$6.25**

## Block Protectors

JBRC aluminum and steel block protectors (.125 Thick)



## Engine Travel Limiter

Limits engine movement from torque and "G" forces.



Bolts to motor mount pad on block. Tabs weld to engine plate and frame. Comes complete with right and left rod ends,

tube adapters, tubing and attaching hardware.

Chevrolet **JBRC1121 - \$49.00**

SVO Ford **JBRC1123 - \$49.00**

Description	Part No.	Amount
Motor Plate, Universal SB/Chevy	<b>JBRC9001</b>	<b>\$110.00</b>
Motor Plate, Universal BB/Chevy	<b>JBRC9002</b>	<b>120.00</b>
Motor Plate, Univ BBC, RCTD	<b>JBRC9002DCTD</b>	<b>125.00</b>
Motor Plate, Universal, BBC, DRCE	<b>JBRC9002D</b>	<b>125.00</b>
Motor Plate, Profiled SB Conversion	<b>JBRC9009</b>	<b>225.00</b>
Motor Plate, JBRC9009 Broke	<b>JBRC9009B</b>	<b>250.00</b>
Motor Plate, Universal SB/Ford W	<b>JBRC9021</b>	<b>135.00</b>
Motor Plate, Universal SB/Ford C	<b>JBRC9022</b>	<b>135.00</b>
Motor Plate, Universal BB/Ford	<b>JBRC9023</b>	<b>135.00</b>
Motor Plate, Universal SB/Mopar	<b>JBRC9026</b>	<b>135.00</b>
Motor Plate, Universal BB/Mopar	<b>JBRC9027</b>	<b>135.00</b>
Motor Plate, Universal Chev/LS7	<b>JBRC9061</b>	<b>225.00</b>

JBRC profiled motor plates are available, call for your application.

Description	Part No.	Amount
Mid Plate, Universal Chevy/Mopar	<b>JBRC9003</b>	<b>\$150.00</b>
Mid Plate, 9003 with 6" Crank Hole	<b>JBRC9003B</b>	<b>150.00</b>
Mid Plate, Universal Chevy	<b>JBRC9003C</b>	<b>150.00</b>
Mid Plate, Universal SB/Ford	<b>JBRC9024</b>	<b>155.00</b>
Mid Plate, Universal BB/Ford	<b>JBRC9025</b>	<b>155.00</b>
Mid Plate, Universal SB/Mopar	<b>JBRC9028</b>	<b>155.00</b>
Mid Plate, Universal BB/Mopar	<b>JBRC9029</b>	<b>155.00</b>

JBRC profiled mid plates are available, call for your application.

Description	Part No.	Amount
Block Protector, GM, Chrysler (alu)	<b>JBRC9008</b>	<b>\$95.00</b>
Block Protector, 9008 (w bungs)	<b>JBRC9008A</b>	<b>200.00</b>
Block Protector, GM, Chrysler (steel)	<b>JBRC9008S</b>	<b>95.00</b>

**NOTE: JBRC9008S .125 steel required for 6.3 bellhousing application.**

## Mid Plate Mount Tubular Double Frame Rail

Designed to be used with the **JBRC9040** mid plate, the mount consists of a 1"x .058 4130 tube that surrounds mid plate, attaches to mid plate with 6 bolt to studs. By mounting the mid plate in this manner, it eliminates engine frame twist and aft drivetrain movement during hard launches.



**JBRC1048DFR \$180.00**





### Motor Plate Mount Kit

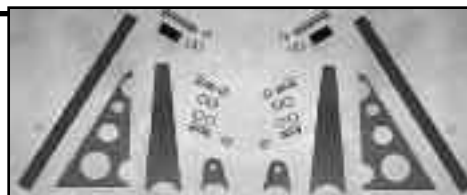
Constructed of .125 thick 4130 moly plate. A large placement platform allows engine to be set in place maintaining engine height during installation. Bolt holes in motor plate tab are not drilled to allow the use of virtually any style motor plate. Comes complete with NAS bolts, weld-on back-up washers and 1/2" moly support tube.



**JBRC1047 - \$45.00**


### Mid Plate Mount

Designed to be used with the **JBRC** mid plate, the upper mount consists of a 1"x .058 4130 tube (not pictured) and runs diagonally between upper strut supports. The lower mid plate gussets support the rear portion of the mid plate. By mounting the mid plate in this manner, it eliminates engine frame twist and aft drivetrain movement during hard launches.



**JBRC1048 - \$90.00**

### Liberty and G-Force Transmission Mount



**JBRC1005L**



**JBRC1005G**

The **JBRC** Liberty and G-Force transmission mount are designed to bolt to machined mounting surfaces enabling transmission mounting points to be consistent from one transmission to another. The slide design allows easy installation and removal of the transmission. Constructed of 4130 moly steel.

**JBRC1005L - Liberty - \$200.00**

**JBRC1005G - G-Force - \$200.00**

### Powerglide Slide Mount Kit

The **JBRC** Powerglide transmission mount is designed to mount to **JBRC1003** slide mount. Allows transmission to slide forward and backward during installation and removal. Works excellent when converting Lenco/Liberty car to Powerglide.

**JBRC1005P - \$69.00**



### Lenco Transmission Mount Kit

The **JBRC** Lenco transmission mount allows easy installation and removal of the transmission utilizing a slide mount design. Constructed of 4130 moly tubing.


**JBRC1004K - \$69.00**



### Transmission Slide Mount Kit

Our kit is designed to be welded to chassis crossmember and allows easy installation and removal of our transmission mount kits. Includes 4130 moly tubular chassis slides and gusseting material.

**JBRC1003 - \$99.00**



### Automatic Transmission Polyurethane Mount

This replacement mount for G.M applications offers the best of both worlds. Soft enough to eliminate vibration, yet strong enough for racing. Built in safety interlock feature.

**G.M. Mount 3-1108 - \$29.00**



### Removable Transmission Crossmember

Compatible with round or square frame rails. Allows quick transmission removal. Available 1-5/8" 4130 or mild steel tubing (36" length). Complete with transmission mount, tabs and fastening hardware.

**4130 JBRC1062 - \$49.00**

**Mild Steel JBRC1062A - \$49.00**



### Lenco Air Shifter Mount

Manufactured from 4130, designed to mount to chassis or transmission. Mounting provisions for up to four air shift valves. Comes complete with post, post receiver, end cap, valve tab and pin for easy removal.

**JBRC1007 - \$69.00**




### Manual Air Shift Valve

**JBRC5160 \$100.00**



# Driveshafts & Components

## Automatic Transmission Shifter Mount



Constructed of 4130 moly and designed to mount to the front drive shaft loop or 4-link support pipe. Easily removable via supplied pit pin.

Universal **JBRC1008S** \$59.00  
shown on left

Pro Bandit **JBRC1008PB** 69.00  
Precision **JBRC1008PS** 69.00

## Driveshaft Loop Post Mount

Designed to pin to driveshaft loop for quick removal. Has 1" x .058 tube for attaching shifter, delay box or any other component.



**JBRC1001PM - \$59.00**

## Delay Box Mount

Lightweight chromoly construction. Two mounting tubes included. Remove quick pin and relocate to remote mount for transmission tunnel removal.



Delay Boxes Page 44

<b>JBRC1078</b>	Custom	<b>\$79.00</b>
<b>JBRC1078A</b>	Dedenbear CC-3	<b>59.00</b>
<b>JBRC1078B</b>	Biondo Mega 450	<b>59.00</b>
<b>JBRC1078C</b>	K&R Pro Cube	<b>59.00</b>

## Pro Driveshaft Loop

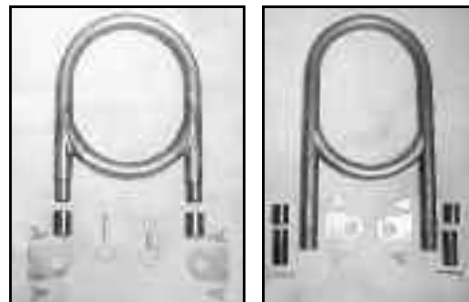
Use this loop with any length cover and JBRC1162 Hardware kit for easy removal of shell design upper loop and cover top for driveshaft service. Comes with all mounting hardware.

**JBRC1001 - \$129.00**



## Sportsman Driveshaft Loop

This 360 degree driveshaft loop is light weight yet strong, constructed of 1" x .058 moly tubing and designed for easy removal. Available with welded or unwelded lower loop. Kit comes with detent pins, frame plates, gussets and mounting post & sleeves.



**JBRC1001S (welded) \$89.00**  
**JBRC1001SK (unwelded) \$59.00**

## Pro Stock Driveshaft Cover


This unit is designed to meet the NHRA rule specifications. Kit includes two rolled .050 4130 moly plates that completely encase the drive shaft and transmission yoke. Comes with 2-JBRC1001SK, and a JBRC1160 Installation Kit.

**JBRC1002B - \$379.00**

Fully Welded Assembly  
**JBRC1002W - \$679.00**



## Cover only



Designed to meet current rule specifications. Includes two rolled .050 4130 plates that completely enclose the driveshaft and transmission yoke. Pick from driveshaft loops shown above.

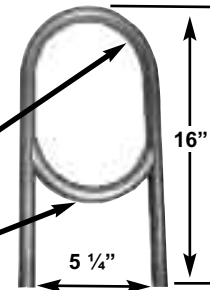
<b>JBRC1002-12"</b>	<b>\$150.00</b>
<b>JBRC1002-18"</b>	<b>165.00</b>
<b>JBRC1002-24"</b>	<b>180.00</b>
<b>JBRC1002-30"</b>	<b>200.00</b>
<b>JBRC1002-36"</b>	<b>220.00</b>

## Loop Only

180° 1" x .058  
4130 tubing  
loop

**JBRC1001B**  
**\$30.00**

insert  
**JBRC1001C**  
**\$20.00**



## Installation Kits

**JBRC1160 - \$129.00**

Optional Clevis and Tab Kit for Loop to Chassis (left photo)

**JBRC1162 - \$49.00**

Hardware Kit for Split Removal of Upper and Lower Cover (right photo)





# JBRC 4130 Driveshafts

Our bullet proof professional shaft is constructed of 3" or 3 1/2" OD x .083 4130 heat treated tubing with precision aligned and welded JBRC 4140 forged steel weld yokes and JBRC solid heavy duty 1350 or 1480 joints. Every shaft is electronically balanced with the transmission yoke installed. Suitable for all racing applications.

## The Strongest Driveshaft on the Planet

- 1480 Monster Solid U-Joints
- 3 1/2 4130 .083
- Precision Balanced

**SFI**  
43.1

**NOTE:**  
Driveshafts priced less yoke.

Driveshafts should be ordered with yoke for proper balancing.

3" 1350 Joints  
JBRC1010 - \$395.00  
3 1/2" 1350 Joints  
JBRC1006 - \$475.00  
3 1/2" 1480 Joints  
JBRC1099 - \$495.00

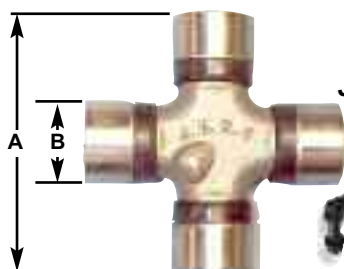
## Carbon Fiber Driveshaft

Carbon Fiber Driveshaft is a 50% driveshaft weighs only 6LBS - with 1350 series solid U-Joints add 3LBS and Slip Yoke add approx 2 1/2LBS. Tube yokes are built from aluminum forgings. Available in 1480 series.

JBRC1089  
\$1,399.00  
1480 Joints

JBRC1079  
\$999.00  
1350 Joints

## JBRC SUPER JOINTS



1350 Series Heavy Duty Impact Joint

A = 3.625 B = 1.188

JBRC1057 - \$39.50

1480 Series Heavy Duty Impact Joint

A = 4.188 B = 1.375

JBRC2057 - \$42.00

**U-Bolt Kit**  
1350 Series  
JBRC1058 - \$19.00  
1480 Series  
JBRC1058A - \$25.00

**Billet Steel**

MW Yokes Only

39112 (1350) - \$84.50  
39075 (1480) - \$118.00

## Rear Driveshaft Enclosure

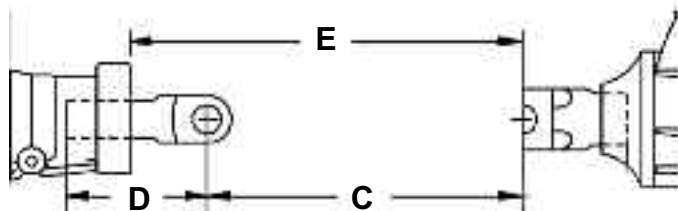
Bolts directly to pinion support, contains driveshaft in the event of failure

JBRC1076 \$395.00

7" Dia  
6 3/4" Tall



## Driveshaft Dimensions



## Mark Williams MMC Aluminum Driveshafts

**SFI**  
43.1



**Inland Empire Aluminum Driveshaft**

JBRC1180  
\$525.00

SFI 43.1, 4" Diameter Tube (u-joints included less yoke)

**Mark Williams & Strange**  
Hardened Steel Slip Yokes  
1350 Joints



MAR39002 "D" = 6 1/8" 30 spline, Doug Nash and Liberty trans.	204.00
STRU1666 "D" = 6 1/16"	179.00
MAR39004 "D" = 5 3/4" 32 Spline, Turbo 400	204.00
STRU1664 "D" = 5 1/2"	179.00
MAR39005 "D" = 5 13/16" 27 Spline, Powerglide	204.00
STRU1667 "D" = 5 1/2"	179.00
MAR39013 "D" = 4" 32 spline, Lenco	204.00
STRU1663 "D" = 4"	181.50
MAR39015 "D" = 4" 16 spline, Lenco	204.00
STRU1665 "D" = 5"	198.00
MAR39020 "D" = 6 1/8" 31 spline, C-6 Ford	204.00
STRU1669 "D" = 6 1/16"	179.00
MAR39022 "D" = 5 13/16" 28 spline, C-4 Ford	204.00
STRU1668 "D" = 5 13/16"	179.00
MAR39040 "D" = 3 1/2" 16 spline, G-Force	204.00
MAR39032 "D" = 6 1/8" 30 spline, Liberty (Nitrated)	219.00
MAR39034 "D" = 5 3/4" 32 spline, Jerco & G/Force (Nitrated)	219.00
STRU1664N "D" = 5 1/2"	195.00
MAR39035 "D" = 5 13/16" 27 spline, Powerglide Dedenbear Case (Nitrated)	219.00
STRU1667N "D" = 5 1/2"	195.00
MAR39057 "D" = 5 3/4" 32 spline, 1.88 Dia. Jerco Roller Bearing Case (Nitrated)	219.00
<b>1480 Joints</b>	
MAR39070 "D" = 4 1/2" 16 spline, for 1480 joint, Lenco	304.00
MAR39071 "D" = 4 1/2" 32 spline, for 1480 joint Lenco	304.00
STRU1683 "D" = 4"	295.00
MAR39074 "D" = 6 1/2" 32 spline, for 1480 joint Liberty, G/Force, Jerco	325.00
STRU1684 "D" = 5 1/2"	295.00
MAR39076 "D" = 6 1/2" 32 spline, for 1480 joint Turbo 400 (Nitrated)	325.00
STRU1684TH "D" = 5 1/2"	295.00

# Bellhousings & Components



## Bellhousings

- Available in 7-1/2", 8-1/8", 8-5/8"
  - All engine and Transmission Patterns
  - With or Without Starter Pockets
- Optional: Liner, Adjuster Slot, Inspection Cover, Dust Tube, Crossshaft or Fork

Steel Prices Start at **\$1,375.00**  
 Aluminum Prices Start at **\$2,075.00**  
 Titanium Prices Start at **\$2,770.00**



### 4340 Clutch Fork

We have eliminated the binding of the old ball and clip design by using a heim joint for the pivot. Three different ratios from the same fork. An adjustable pad allows the pivot location to be moved in the bellhousing.

**JBRC5057B - \$280.00**  
 (pad and heim joint sold separately)



Available with  
3/8" or 1/4"  
attaching holes

### 4340 Fork Pivot Kit

4130 rod end, Jam Nut, NAS Shoulder Bolt, Stainless Washers and Nylock included in this kit.

**JBRC5057A - \$39.00**



### 4340 Fork Pivot Pad

Designed to bolt to the face of the bellhousing. Three sets of fastening holes allow pivot location to be adjusted.

**JBRC5057C  
\$35.00**



### Cross Shaft Components

Cross Shaft


**710003 - \$115.00**

Fork and Bolt

**710004-S - \$205.00**

Billet Arm

**710002 - \$75.00**



### Bellhousing Bearing Collars

**JBRC5720 \$130.00**

Short Collar 4.125 OAL 1.750 O.D.

**JBRC5721 \$130.00**

Long Collar 5.125 OAL 1.750 O.D.

**JBRC5722 \$130.00**

AFT Collar 4.750 OAL 1.750 O.D.

**JBRC5730 \$175.00**

Liberty/Jerico Collar 5.125 OAL 1.750 O.D. (Ti Can)

**JBRC5731 \$40.00**

Liberty Adapter Ring for 4.850 Collar

**JBRC5732 \$65.00**

Liberty Brg Retainer for 4.850 Collar (w/seal)

**JBRC5733 \$219.00**

Liberty/Jerico Collar 5.125 OAL 1.750 O.D. (Alu Can)

**RAC800SSZX3 \$129.00**

Proximity Sensor (V-Net)



### AFT Cross Shaft Assembly

- 4130 Heavy Wall Cross Shaft
- Billet Black Oxide Finish
- Billet Hard Anodized
- Candlestick Threaded for Prox Sensor
- Eliminates Cross Shaft Twist and Fork Deflection

**JBRC5760 - \$759.00**

### AFT Cross Shaft Components

<b>JBRC5761-1</b>	Bearing/Carrier Assembly (1.275)	<b>\$239.00</b>
<b>JBRC5761-2</b>	Bearing/Carrier Assembly (1.950)	<b>239.00</b>
<b>JBRC5761-3</b>	Bearing/Carrier Assembly (2.520)	<b>239.00</b>
<b>JBRC5761-4</b>	Bearing/Carrier Assembly (2.750)	<b>239.00</b>
<b>JBRC5761-5</b>	Bearing/Carrier Assembly (3.150)	<b>239.00</b>
<b>JBRC5762</b>	Cross Shaft	<b>139.00</b>
<b>JBRC5763</b>	Cross Shaft Fork	<b>189.00</b>
<b>JBRC5764</b>	Cross Shaft Splined Bung	<b>35.00</b>





## Fork T/O Bearings

CNC milled to eliminate rotation on the fork. Reduces runout in linkage and virtually stops counterweight arm wear. Comes in 6 different lengths and 2 diameter bearings.



Dia.	Part No.	Description	Amount
3.500	JBRC5700	Bearing only	\$30.00
3.275	JBRC5701	Bearing only	30.00
6.250"	Clutch RAM40-320	Bearing only	32.50

Length	Brg & Collar Assy	Collar only
1.635 Long	JBRC5702A \$60.00	JBRC5702 \$40.00
1.935 Long	JBRC5704A 65.00	JBRC5704 45.00
2.265 Long	JBRC5706A 70.00	JBRC5706 50.00
2.750 Long	JBRC5708A 75.00	JBRC5708 55.00
3.000 Long	JBRC5710A 80.00	JBRC5710 60.00
3.250 Long	JBRC5712A 85.00	JBRC5712 65.00

Length measurement is entire length of bearing and collar combined



## Cross Shaft Throw Out Bearings

1.312 Bearing	JBRC5740	\$89.50
1.730 Bearing	JBRC5741	89.50
1.900 Bearing	JBRC5742	89.50
2.400 Bearing	JBRC5743	89.50
2.550 Bearing	JBRC5744	89.50

NOTE: Length Measurement is Bearing Face to Fork Contact Surface.

## B&M Shifters, Parts & Kits

B&M Pro Bandit (Shown)	80794	\$309.00
B&M Pro Bandit (Magnum)	81046	349.00
Stealth Magnum	81111	349.00
5' Cable	80833	59.00
Cable Swivel Eyelet	80638	9.00
Cable Brkt 350/400	30499	15.00
Powerglide Shift Lever	70465	25.00
Rear Exit Cable Bracket	70469	25.00
CO2 Shift Cylinder	80883	69.00
CO2 Shift Solenoid	310	39.00
Magnum Grip (w/button)	81060	79.00
Stealth Magnum (w/button)	81063	79.00

### Package Price - Shifter Complete Kit

B&M Pro Bandit	80794-K	\$479.00
B&M Pro Bandit (Magnum)	81046-K	519.00
Stealth Magnum	81111-K	519.00



## Clutch Cooling System JBRC2150

### System Includes:

- Carbon bellhousing duct (120 volt steel blower)
- Carbon blower air duct
- 8' long 3" HD hose
- 25' HD electrical cord
- 40/watt light in blower
- Dual 120 outlet


Individual components can be purchased separately call

\$699.00

Available for Trick Titanium or Browell Bellhousings

## Bellhousing Chassis Mount Kit

Designed to eliminate movement in the bellhousing mounting area allowing more consistent air gap settings



JBRC1069  
\$69.00

## Clutch Alignment Tool



Manufactured from 6061-T6 Aluminum, with Knurled Handle and Hard Anodized Finish. Holds clutch in place while pressure plate is installed.

1 3/8" x 10

JBRC4083 - \$79.00

## Anti-Rotation Stud Kit



Mandatory on all 6.3 Bellhousings, Kit comes complete with all necessary hardware. (4pc. Kit)

JBRC5055 - \$39.00

## Crankshaft Pilot Bearing

Sealed Ball Bearing used to adapt Ford size input shaft to Chevrolet crankshaft.

JBRC5750 - \$32.00  
1.700 OD - .675 ID



## Clutch Linkage

Constructed of 5/8"x.058 4130 moly with center hex nut for easy adjustments. Weld bungs included to fit 3/8" right and left rod ends.

Without Rod Ends - JBRC1018 - \$25.00

With Rod Ends - JBRC1050 - \$40.00



Pictured with rod ends

## Bellhousing Studs w/12pt Non-Locking Nuts

(5 each per package)

Part #	Thread	Grip	OAL	Price
JBRC5064	3/8"	1.125	2.500"	\$32.00
JBRC5064A	3/8"	.500	2.120"	32.00
JBRC5065	7/16"	.750	2.750"	39.00
JBRC5066	1/2"	.750	2.750"	54.00



## Extra Long Bellhousing Dowel Pins

MOR37932	Pins, standard,	1.500 long	\$14.00pr.
MOR37934	Pins, .007 offset,	1.328 long	18.00pr.
MOR37936	Pins, .014 offset,	1.328 long	18.00pr.
MOR37938	Pins, .021 offset,	1.328 long	18.00pr.



order on Line [www.jerrybickel.com](http://www.jerrybickel.com)

(636) 356-4727

This program allows user to interactively view the Plate Load Graph of a reference clutch setup vs a proposed clutch set up. Windows friendly software, Dragging graph cursor produces "live on screen RPM, Plate Load, and Differences". On screen turn/lbs calculator and altitude change factor.

**\$400 for 2 installs**

Specify clutch size and manufacture when ordering



**Take the guesswork out of Clutch Adjustment**

### Meziere Flexplate

- Fully CNC
- SFI 29.1
- Zinc Plated
- Internally Balanced
- Best Plate on the Planet



Application	Part #	Tooth	Price
Chevrolet Large	FP300	168	\$386.00
Chevrolet Small	FP301	153	386.00



### 12 pt. Flywheel/Flexplate Bolts

2002802	Flywheel	7/16-20	5pk	\$21.00
2002902	Flexplate	7/16-20	5pk	18.00
2452801	Flexplate	1/2-20	8pk	44.00
2002801	Flywheel	1/2-20	8pk	53.00



### AN Converter Bolts

Part#	Size	Grip	OAL	Price
Fas1307-13A	7/16-20	.8125	1.937	\$5.00
Fas1307-14A	7/16-20	.9375	1.593	6.00
Fas1307-15A	7/16-20	1.062	1.718	6.50
Fas1307-16A	7/16-20	1.188	1.843	7.50

### Clutch Machine

Clutch disc cutting machine. Operates on 110 volts and air. Has power feed with automatic shut off. Used by all the professional race teams. Hose and blower. Optional belt sander available.

**JBRC4030**  
**\$3,800.00**

(with belt sander)

**JBRC4031**  
**\$4,200.00**

Replacement Diamond  
Cutter JBRC4030C  
**\$38.50**

**NOTE:** Must be truck  
shipped (freight extra)



### Flywheel Stop

Slides over dowel pin on back of engine interlocks the teeth of the stop with flywheel to keep the engine from turning while torquing flywheel. Has 3 different dowel holes for different sizes of flywheels.

**JBRC4159 \$32.00**



### Clutch Stand Adjuster with LED Light

Two tools in one. Flash Light and Adjuster tool in one. Makes adjuster stand change a breeze.



**JBRC4091**  
**\$89.00**

### Clutch Dial Indicator Depth Gauges

**JBRC4068AFT**  
**\$129.00**  
**JBRC4068ACE**  
**\$129.00**



### Clutch Counterweight Kit

Rugged case, counterweight down to .01 gram. Includes groups of 30 ea. aluminum and steel washers, aluminum, steel and nylon bolts. Digital scale accurate to .01g. Operates on 110V or 9-volt battery.



Complete Kit, Storage Case, Counterweight Set with Case and Scale

**JBRC4063 \$499.95**

Counterweight Set only (w/plastic case)

**JBRC4064 219.95**

Counterweight Set only (no case)

**JBRC4067 195.95**

Digital Scale only

**JBRC4069 219.95**

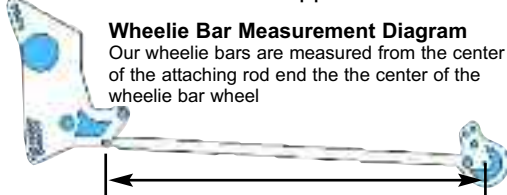




# Wheelie Bars & Components


## Pro Wheelie Bars

These **JBRC** pro style wheelie bars are constructed of 4130 moly tubing and have a rear bracket designed to distribute the load forces both to the upper and lower sections of the bars. The standard wheelie bar is 60" to 72" length. The Pro Modified bar has increased tubing size with upper and lower sections of the bars being tied together with solid links. The standard Pro Mod wheelie bar length is 85" with custom lengths available. 60" Pro wheelie bars feature 1-1/8" X .058 lower frame with 1 1/8" X .058 uppers. 66" & 72" Pro wheelie bars feature 1-1/4" X .065 lower frame with 1-1/4" X .065 uppers. 85" Pro Mod wheelie bars feature 1-1/4" X .065 lower frame with 1-1/4" X .065 uppers.



Pro Wheelie Bars (Welded) 60"	<b>JBRC1031</b>	<b>\$1,025.00</b>
Pro Wheelie Bars (Unwelded) 60"	<b>JBRC1031K</b>	<b>625.00</b>
Pro Wheelie Bars (Welded) 66"	<b>JBRC1031A</b>	<b>1,050.00</b>
Pro Wheelie Bars (Unwelded) 66"	<b>JBRC1031AK</b>	<b>650.00</b>
Pro Wheelie Bars (Welded) 72"	<b>JBRC1031B</b>	<b>1,075.00</b>
Pro Wheelie Bars (Unwelded) 72"	<b>JBRC1031BK</b>	<b>675.00</b>
Pro Mod Wheelie Bars (Welded) 85"	<b>JBRC1032</b>	<b>1,695.00</b>
Pro Mod Wheelie Bars (Unwelded) 85"	<b>JBRC1032K</b>	<b>895.00</b>

## Pro-Mod Wheelie Bars



## Pro Mod Wheelie Bar Support Kit

Ties upper and lower tubes together. Resists breakage during tire shake.

**JBRC1032S - \$149.00**



## Pro Wheelie Bar Components



Our unique bracket design has two pin locations allowing bars to be raised quickly and held up for clearance when jacking and loading car.

Wheel Housing	<b>JBRC5052</b>	<b>\$65.00 ea</b>
Gusset	<b>JB-079</b>	<b>4.50 ea</b>
Push/Pull Pin 1/2" X 2"	<b>JBRC-041B</b>	<b>26.50 ea</b>

## Tube Adapters

Tube	Thread	Part #	Amount
1" x .058	5/8-18RH	<b>JBRC5808R</b>	<b>\$10.00</b>
1" x .058	5/8-18LH	<b>JBRC5808L</b>	<b>10.50</b>
1 1/8 x .058	5/8-18RH	<b>JBRC5810R</b>	<b>10.00</b>
1 1/8 x .058	5/8-18LH	<b>JBRC5810L</b>	<b>10.50</b>
1 1/4 x .058	5/8-18RH	<b>JBRC5811R</b>	<b>12.00</b>
1 1/4 x .058	5/8-18LH	<b>JBRC5811L</b>	<b>14.00</b>
1 1/4 x .065	5/8-18RH	<b>JBRC5819R</b>	<b>12.00</b>
1 1/4 x .065	5/8-18LH	<b>JBRC5819L</b>	<b>14.00</b>

## Axle Housing Bolts, Washer, Nut

Part#	Thread	Grip	OAL	Amount
<b>FAS-1308-14</b>	1/2-20	.875	1.875	<b>\$14.50</b>
<b>FAS-1308-20</b>	1/2-20	1.250	1.974	<b>14.00</b>
<b>FAS-816</b>	A/N Stainless Washer			<b>.35</b>
<b>FAS-076</b>	NAS Halfnut Nylok			<b>1.50</b>

## Wheel Housing Bolt, Washer, Nut

Part#	Thread	Grip	OAL	Amount
<b>FAS-1306-31A</b>	3/8-24	1.938	2.516	<b>\$6.00</b>
<b>FAS-616</b>	A/N Stainless Washer			<b>.25</b>
<b>FAS-080</b>	NAS Halfnut Nylok			<b>1.00</b>

## Axle Housing Push/Pull Pins

Part#	Dia.	Grip	OAL	Amount
<b>JBRC-041D</b>	1/2	1.00	2.639	<b>\$24.50</b>
<b>JBRC-041E</b>	1/2	1.50	3.140	<b>25.50</b>

## Rod Ends

Part#	Shank	Hole	Material	Thread	Amount
<b>XAM-8</b>	5/8	1/2	4130	RH	<b>\$45.02</b>
<b>XAB-8</b>	5/8	1/2	4130	L/H	<b>45.02</b>
<b>XALM-8</b>	5/8	1/2	ALU	R/H	<b>39.74</b>
<b>XALB-8</b>	5/8	1/2	ALU	L/H	<b>39.74</b>

### Wheels Up Marker

Wheelie Bar Marker has special formula that leaves solid bright mark on track.

Available in 3 colors

Orange **G1110**

Yellow **G111Y** **\$7.00**

White **G111W**



#### Marker Holder

Single **234** **\$21.99**

Double **235** **\$27.99**



### Sportsman 60" Wheelie Bars

We now have an affordable wheelie bar for the serious Sportsman Racer. 1-1/8"x.058 wall 4130 moly makes up the main frame and upper bars. Push/pull pins make adjustments easy. Two pin locations allow bars to be raised and held in place for jacking and loading. Kits come welded in your  $\phi$  to  $\phi$  requirements or in unwelded kit form. Welded kit requires final welding of one end of upper bars to insure proper fit. Heavy duty ball bearing wheels, housing brackets and all necessary NAS hardware included. Custom lengths available upon request.



Welded Kit - **JBRC1031S** - **\$599.00**

Unwelded Kit - **JBRC1031SK** - **\$399.00**

### Sportsman Wheelie Bar Components

Special bracket design has two pin locations allowing bars to be raised quickly and held up for clearance when jacking and loading car.



Axle Bracket	<b>JB-200</b>	<b>\$20.00 ea</b>
Wheel Housing	<b>JB-199</b>	<b>20.00 ea</b>
Gusset	<b>JB-198</b>	<b>6.50 ea</b>
Push/Pull Pin	<b>JBRC-039D</b>	<b>20.50 ea</b>
Clevis	<b>JBRC5870</b>	<b>20.00 ea</b>

(1/2-20 Thread, 3/8" hole, 3/16" slot)

### Wheelie Bar Wheels

Available in cad plated steel, aluminum and Polyurethane. Seven different styles to choose from. All wheels have roller bearing construction. Track tested and race proven. The one stop wheelie bar wheel shop!

Steel 3/8" Hole	<b>JBRC5017</b>	<b>\$28.00 ea</b>	<b>13.8 OZ</b>
Aluminum 3/8" Hole	<b>JBRC5017A</b>	<b>30.00 ea</b>	<b>16.0 OZ</b>
Aluminum 1/2" Hole	<b>JBRC5017B</b>	<b>30.00 ea</b>	<b>16.0 OZ</b>
Wheeleez 3/8" Hole	<b>JBRC5017W</b>	<b>79.50 ea</b>	<b>9.3 OZ</b>
Magnum Style 3/8" Hole	<b>JBRC5017M</b>	<b>89.50 ea</b>	<b>5.7 OZ</b>
Star Style 3/8" Hole	<b>JBRC5017S</b>	<b>89.50 ea</b>	<b>5.6 OZ</b>
Ultimate 3/8" Hole	<b>JBRC5017U</b>	<b>99.50 ea</b>	<b>5.4 OZ</b>



Steel



Aluminum




Wheeleez



Magnum



Star



Ultimate

### Wheelie Bar Chalk

**SP-168 White**  
**\$12.00**



### Wheelie Bar Ruler & Adjuster Wrench

**JBRC4095 - 3/4"**  
**JBRC4092 - 15/16"**  
**JBRC4093 - 1"**  
**\$39.95 ea**

**10.5 Ruler & Adjuster Wrench**  
**JBRC4096 - 3/4"**  
**JBRC4097 - 15/16"**  
**\$45.95 ea**



### Pro Billet Wheelie Bar Wheels


Roller Bearings, will fit 1 1/2" or 1 3/4" caster boxes

**GMM-1**  
**\$199.90 pr.**

### Wheelie Bar Net

Keeps parachute from getting tangled in wheelie bars. Fabricated to your pattern.

**JBRC3025 from**  
**\$100.00**





# Cooling Systems

## Radiator Mount

Our removable radiator mount is constructed of 1/2" 4130 moly tubing with mounting tabs designed to bolt directly to radiator mounting lugs. Kit comes complete with weld to chassis mounting tubes and retaining pins.

**JBRC1044 \$49.00**

## Aluminum Pro

The ultimate in professional racing radiators! The built-in aluminum shroud with integral electric fan, hand formed side tanks and heliarc welding to vacuum brazed core insures that this radiator is number one in quality and performance. (25" x 13")



W/Cap **JBRC5074C - \$599.00**

W/O Cap **JBRC5074 - \$599.00**

## Aluminum Drag Radiators



HD standard or HD with built in water pump. Bungs let you choose inlet and outlet hose sizes (included). Available sizes 1 1/4", 1 1/2", 1 3/4", AN#12, AN#16 and AN#20 specify when ordering.. (22" x 13")

**CRR10000 \$795.00**

With Meziere Pump

**CRR10003 \$1,499.00**

**Order on Line [www.jerrybickel.com](http://www.jerrybickel.com)**

## Sirocco

Constructed of a light-weight aluminum core with plastic tanks. Its compact size of 26" wide by 12". Manufactured with built-in mounting lugs and 1-1/4" inlet and outlet located on right side.



Radiator **JBRC5070 - \$119.00**

Complete Package

**JBRC5070P - \$259.00**

## Aluminum Mini

If you are weight conscious, this is the radiator for you. Weighing only 5 lbs. Comes with 1 1/4" inlet and outlet, custom sizes available. 21" wide by 9 1/2" tall. With or without fill cap.



w/o Fill Cap

**JBRC5084 - \$639.00**

with Fill Cap

**JBRC5084C - \$639.00**

## Aluminum Mini

With removable shroud

w/o Fill Cap

**JBRC5084RS - \$659.00**

with Fill Cap

**JBRC5084RSC - \$659.00**



## Ultra-Lite


Weighing only 3#s. No fan or Shroud included. 1 1/4" inlet and outlet hose sizes. Includes -8AN female on RH side for Chiller fittings. (18" x 6")



**JBRC5071- \$379.00**

## Aluminum Pro 3

Comes with or without cap. Fan and Shroud included. O-Ring Boss Tank Bungs let you choose and change inlet and outlet hose sizes (included). Available sizes 1 1/4", 1 1/2", 1 3/4", AN#16 and AN#20 specify when ordering. (22" x 14 1/2")



**JBRC5081- \$579.00**

With Meziere Pump

**JBRC5082- \$599.00**

## Aluminum Pro 2



Taking the remote concept a step further, this system integrates the water pump into the radiator for situations where the space on the engine and in the chassis is at a premium. (22" x 14")

Single 1 1/4" Upper Outlet

**WC0310 \$756.50**

Dual #12 Upper Outlets

**WC0311 - \$772.50**

Pump not included see page 41

**(636) 356-4727**

## JBRC Engine Chiller

•Capacity 12 Gallon tank holds ice and water •Drain in bottom of tank •Adjustable flow control •110V male plug •On/Off rocker switch •10' -10 hose and hose ends included •Jiffy-Tite quick release fittings included (2 males & 2 females) •Two Hose Fittings for upper and lower radiator hoses (specify size) •Will cool down most engines below 50 degrees in minutes.



**JBRC5099 \$1,575.00**

## Chiller (no ice required)

Finally a chiller that doesn't require any ice! That's right **NO ICE REQUIRED** !!!! Chiller is the latest state of the art unit, that only requires water, and 110v power source, this unit is small in size, (24"x22"x31") yet is a work horse. The unit features digital L.E.D. display, to pre set your water temp in between rounds, so you can service the car, and not worry about engine temp. This unit will chill down an engine in just a few minutes, with ultra fast recovery. Works great for multiple car teams. Comes complete with hoses, and fittings.



**JBRC5100 \$3,200.00**

## "Cool It" Transmission Cooling Unit

Stage 2 requires ice (1 bag per day). 1/2 HP 120V Pump, 5 GPM-Two Stage Cooling Stage 1 – Heat Exchanger with Fan Stage 2 – Cooling Coil in Ice Bath -Jiffy-Tite Fittings -12' Supply & Return Hose -Temp Gauge for monitoring fluid temp



**JBRC5101 \$2,495.00**

## Overflow Tank

Aluminum construction. One quart capacity and provisions for mounting. Has lever handle petcock for easy draining.



Aluminum 1/8" NPT  
**JBRC5027 \$79.00**

## Overflow Tank Mount

Mounts the overflow tank to the side of the radiator mount. It is designed to be retained by the same bolts that mount the radiator.



**JB-125 - \$9.00**

## Electric Radiator Fan

Our fan kits contain a heavy-duty, low amperage reversible 12 volt electric motor. The high impact plastic blade will push or pull by simply reversing the polarity.



**12" JBRC5520 \$99.00**

## Radiator Hose Filler

- 6061T-6 Billet
- Splices Into Upper Hose
- 1/8" npt Tapped Hole
- Accepts Standard Size Radiator Cap

<b>CSR971</b>	1 1/4" - 1 1/4"	<b>\$59.00</b>
<b>CSR972</b>	1 1/4" - 1 1/2"	<b>59.00</b>
<b>CSR973</b>	1 1/2" - 1 1/2"	<b>59.00</b>
<b>CSR974</b>	#16 - #16	<b>89.00</b>
<b>CSR975</b>	#12 - #12	<b>89.00</b>
<b>CSR976</b>	#20 - #20	<b>109.00</b>



## Drag Chiller Hose Fittings

- 51108 -8AN Male Socket **\$55.29**
- 52108 -8AN Male Plug **45.47**
- 51708 1/2 npt Fem Socket **70.92**
- 52708 1/2 npt Fem Plug **53.12**
- 52808 1/2 npt Male Plug **50.57**
- 51808 1/2 npt Male Socket **67.51**

### Weld Bungs

- 050A 1/2 npt Male Alu **8.50**
- 0050 1/2 npt Female Alu **4.50**
- 5000P Plug Dust Cap **3.73**
- 5000C Socket Dust Cap **4.39**



Sirocco Cap	Temp Sender Plug	Air Bleed 1/8" NPT	7# Low Press Cap	7# Low Press Cap w/Lever	Billet Weld Cap Bung
<b>JBRC5078</b>	<b>JBRC5075</b>	<b>MOR63765</b>	<b>JBRC5080</b>	<b>JBRC5079</b>	<b>JBRC5080A</b>
<b>\$15.00</b>	<b>\$10.00</b>	<b>\$16.00</b>	<b>\$8.00</b>	<b>\$11.00</b>	<b>\$20.00</b>

## Radiator Hose Heater

In-line radiator hose & screw in heaters. Operates on 110 volts, comes with clamps and electrical connection.

1-1/4"	<b>JBRC5006</b>	<b>\$49.00</b>
1-1/2"	<b>JBRC5007</b>	<b>49.00</b>
1-3/4"	<b>JBRC5008</b>	<b>49.00</b>
3/4" NPT	<b>JBRC5527</b>	<b>59.00</b>



## Chiller Check Valves

Check Valve is designed to be used with Drag Chillers. Insures directional water flow through the entire cooling system, available AN Male and Push-On sizes.

<b>CRR027B</b>	1 1/4"	<b>\$175.00</b>
<b>CRR017B</b>	1 1/2"	<b>175.00</b>
<b>CRR026B</b>	1 3/4"	<b>175.00</b>
<b>CRR003B</b>	16 AN	<b>175.00</b>
<b>CRR028B</b>	20 AN	<b>175.00</b>







## Meziere Aluminum Water Pumps

- Pumps generate 35 gallons per minute of water
- 1" NPT port to direct water into the pump via inlet
- Adapters available in rubber hose and AN adapters

<b>SB Chevy</b>	<b>WP101S</b>	Black	<b>\$395.00</b>
<b>BB Chevy</b>	<b>WP100S</b>	Black	<b>345.00</b>
<b>BB Ford</b>	<b>WP108S</b>	Black	<b>357.00</b>
<b>SB Ford</b>	<b>WP111S</b>	Black	<b>357.00</b>
<b>Pontiac</b>	<b>WP103S</b>	Black	<b>357.00</b>
<b>SB Chrysler</b>	<b>WP114S</b>	Black	<b>407.00</b>
<b>BB Chrysler</b>	<b>WP106S</b>	Black	<b>457.00</b>
<b>GM Pro Stock</b>	<b>WP110S</b>	Black	<b>395.00</b>

Optional Colors: Red, Blue, Polished  
Specify when ordering

## Direct Mount Pumps

- Compact Design
- 55 GPM flow rate
- Single or Dual Outlet Ports
- Can be Fabricated into most Radiators



Single Outlet  
**WP361 - \$463.00**  
Dual Outlet  
**WP362 - \$463.00**

Fittings Sold Separately  
See Page 39 for Radiators

## In-Line Pumps

Inline Configuration with a 55 GPM flow rate and interchangeable fittings. Inlet and outlet ports are O-ring boss AN thread.



Single Outlet  
**WP336 - \$438.00**  
Dual Outlet  
**WP337 - \$438.00**

Fittings Sold Separately



## Swivel Water Neck

- Swivel Neck Fits Bolt Pattern of any Chevy Manifold
- Designed to Accept any Standard Water Neck Outlet
- Double O-Ring Design Insures a Good Seal at any Angle
- 360° Swivel Rotation for Various Hose Configurations

**WN0020S - \$81.00**



## Water Pump Inlet Fittings

To accommodate different systems, we offer a variety of inlet fittings for rubber and -AN style lower hoses.

<b>WP1125S</b>	1" NPT - 1-1/4" Hose
<b>WP1150S</b>	1" NPT - 1-1/2" Hose
<b>WP1175S</b>	1" NPT - 1-3/4" Hose
<b>WP1012S</b>	1" NPT - #12 -AN
<b>WP1016S</b>	1" NPT - #16 -AN
<b>WP1020S</b>	1" NPT - #20 -AN

**\$19.00**



## Direct Mount Pump Fittings

Fittings are just one of the many options to complete your dual electric water pump system

<b>WP16100S</b>	1" Hose
<b>WP16125S</b>	1-1/4" Hose
<b>WP16012S</b>	12 AN
<b>WP16016S</b>	16 AN

**\$19.00**



## Low Profile Water Necks

1 1/4" DR Side	<b>WN0021DS</b>
1 1/4" PS Side	<b>WN0021PS</b>
1 1/2" DR Side	<b>WN0022DS</b>
1 1/2" PS Side	<b>WN0022PS</b>

**\$106.00**



## Water Outlet Fittings

For swivel water necks, and single outlet direct mount water pumps. They are supplied with sealing o-ring.

<b>WN0031S</b>	1-1/4" Hose
<b>WN0032S</b>	1-1/2" Hose
<b>WN0033S</b>	1-3/4" Hose
<b>WN0042S</b>	#10 - AN
<b>WN0043S</b>	#12 - AN
<b>WN0040S</b>	#16 - AN
<b>WN0041S</b>	#20 - AN

**\$19.00**



## Water Pump Block Plates

<b>SBC</b>	<b>WP8112ANS</b>
<b>SBC</b>	<b>WP8116ANS</b>
<b>BBC</b>	<b>WP8012ANS</b>
<b>BBC</b>	<b>WP8016ANS</b>
<b>DRCE</b>	<b>WP8612ANS</b>
<b>DRCE</b>	<b>WP8616ANS</b>

**\$56.00**

Order on Line [www.jerrybickel.com](http://www.jerrybickel.com)

(636) 356-4727

# Electrical Components

## Charge Lugs

Make battery charging a breeze! The slim design of our charge lugs mount close to the panel protruding only 1/4" and are color



### Firewall Starter Disconnect

Speed up engine installation and removal with our Starter to Firewall Kit.

**JBRC5529**  
**\$39.00**



coded (red +, black -) for ease in charging. The female lug kit has an easy connect 1/4" male stud on the back side. The male lug has a unique twist lock design for more secure connection into the female lug. Male lug kit has all hardware to make necessary cable connections to charger. Sold in complete sets or individual units.

Complete Set	<b>JBRC5540</b>	<b>\$50.00</b>
Red Male	<b>JBRC5541</b>	<b>14.00</b>
Black Male	<b>JBRC5542</b>	<b>14.00</b>
Red Female	<b>JBRC5543</b>	<b>11.00</b>
Black Female	<b>JBRC5544</b>	<b>11.00</b>

## Flush Mount Panel Kit

Give your charge lug installation a professional look with these flush mount kits. Charge lugs sold above.



(for use with 5540 type lug)

**JBRC2026A - \$39.00**



(for use with 5573 type connectors)

**JBRC2026B - \$29.00**

(for use with 5583 type connectors)

**JBRC2026C - \$29.00**

## Insulated Studs

Allows isolation of positive cables from body. Bolts to any surface.

Large Insulators accepts 3/8" eyelet

Single **JBRC5638 \$38.00** Dual **JBRC5639 \$50.00**

Quad **JBRC5640 \$110.00**



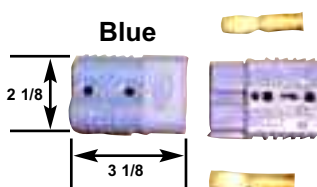
## Style 2 Charge Lugs

Ideal for Heavy-Duty battery cable connections through firewalls of body panels. Quick release 1/2 turn hook-ups.



Complete Set	<b>JBRC5590</b>	<b>\$80.00</b>
Red Male	<b>JBRC5591</b>	<b>22.00</b>
Black Male	<b>JBRC5592</b>	<b>22.00</b>
Red Female	<b>JBRC5593</b>	<b>18.00</b>
Black Female	<b>JBRC5594</b>	<b>18.00</b>

## Charger Connector



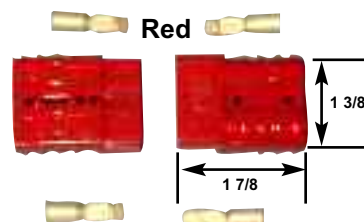
Charger connector plug kit. Positive and negative cables plug in together. Blue color. Connector can be flush mounted in body.

Complete Set **JBRC5573 - \$40.00**

Single **JBRC5573-1 - \$20.00**

## "Mini" Charger Connector

Smallest and Lightest of all Connector Kits. Single plug-in positive and negative. Red color. Can be mounted flush to body.



Complete Set **JBRC5583 - \$25.00**

Single **JBRC5583-1 - \$12.50**

## Battery Cable Kit

Includes 20' (single) 22' (dual) of #4 stranded copper cable, 8 (single) 12 (dual) crimpable lug ends, shrink sleeve, 12 chassis mounting clamps.



Single Battery Kit	<b>JBRC5036</b>	<b>\$79.00</b>
Dual Battery Kit	<b>JBRC5037</b>	<b>89.00</b>
#4 Cable (per ft.)	<b>JBRC5580-4</b>	<b>3.00</b>
#4 3/8" Hole Lug	<b>JBRC5570</b>	<b>1.00</b>
#4 1/2" Hole Lug	<b>JBRC5571</b>	<b>1.00</b>
#2 Cable (per ft.)	<b>JBRC5580-2</b>	<b>4.00</b>
#2 3/8" Hole Lug	<b>JBRC5581</b>	<b>1.00</b>
#2 1/2" Hole Lug	<b>JBRC5582</b>	<b>1.00</b>



## Interior Battery Disconnect Lever Kit


Turn electrical power on or off from the driver's seat.

Works in conjunction with fire system

kill switch. Kit

standard with 8' push pull cable, also available in 6' and 7'. Mounting hardware included, No Switch.

**\$195.95**



**1330023** Fits B&M PRO RATCHET, TCI THUNDER STICK, TCI OUTLAW, TCI LIGHTNING, HURST QUARTER STICK SHIFTERS or can be mounted to the floor - No Switch

**1330013** Fits B&M PRO BANDIT, QUARTER PRO, PRECISION PERFORMANCE PRODUCTS Shifters - No Switch

## Stainless Ground Stud Kit

Welds to chassis. Insures a positive electrical ground without corrosion.



**JBRC5504 \$9.00**



## Timing Terminal

Mounts thru firewall to insulate power wire from surface, creating an easy way to hook up timing light.

**JBRC5502 - \$12.00**

## Magneto Kill Switch

HD Magneto Kill Switch. It features an extra wide gap and replaceable points.



**JBRC5646  
\$129.99**



## On/Off Switches

125 amp  
3/8" Stud Terminals  
**JBRC5513 - \$35.00**  
300 amp  
1/2" Stud Terminals  
**JBRC5514 - \$55.00**

## Wiring Harness Kit

At last there is a Professional wiring kit available. This kit feature a special MT wire that has low resistance with a oil resistant jacket. Kit comes with all wire, grommets, wire ends, cable ends, tie wraps, wire cable clamps, shrink tubing, terminal strip, strip mounting tab, and special large head rivets to mount clamps.



(Less Battery Cable) **JBRC5516 - \$219.00**

## Delay Timer

.01 - 10 seconds of delay intervals. Used to NOS systems or delay the electric shock changes. For extreme HD timer with digital push button selections. Comes with wiring diagram.

Timer **JBRC5505 \$69.00**

HD Timer **JBRC5530 99.00**

Base **JBRC5506 6.00**

Retaining Clip **JBRC5505A 7.00 pr.**



## Black Nylon Cable Clamps

Part #	Size	Price
Fas-200	3/16	.35
Fas-201	1/4	.36
Fas-202	5/16	.37
Fas-203	3/8	.38
Fas-204	7/16	.40
Fas-205	1/2	.45
Fas-206	5/8	.50
Fas-207	3/4	.55
Fas-209	7/8	.60
Fas-208	1	.60
Fas-210	1 1/4	.65



## Cushioned Tubing Clamps


Part #	Size	Price
Fas-400	3/16	13.50 10pk
Fas-401	1/4	13.50 10pk
Fas-402	5/16	13.50 10pk
Fas-403	3/8	13.50 10pk
Fas-405	1/2	9.50 5pk
Fas-406	5/8	9.50 5pk
Fas-407	3/4	9.50 5pk
Fas-408	1	9.50 5pk



Order on Line [www.jerrybickel.com](http://www.jerrybickel.com)

(636) 356-4727

## Overhead Control Panel



This unit comes with a heavy duty

starter button and 6 (20 amp) toggle switches. If fusing is required, a bolt in auto fuse panel is supplied. Simple wiring eliminates printed circuit failures. Constructed of 4130 moly and powder coated for a durable, attractive finish. Lower portion of panel DZUS's apart, easily dropping switch mounting section from its overhead location for easy maintenance. When fastened, the unique design locks the sections securely together. Switches pre-wired also includes power cable.

Fused **JBRC5510 - \$189.00**

Nonfused **JBRC5511 - \$169.00**

Fused (Mil-Spec Switches) **JBRC5510A - \$269.00**

Non Fused (Mil-Spec Switches) **JBRC5511A - \$249.00**

## ACD Shift Controller

### Shift Light Control



**NEW  
LIGHT WEIGHT**

Included in kit  
ACD Shift controller  
Box Shown to Left



**ACD8210  
\$299.00**

<b>8203L</b>	3-Speed Kit	<b>\$569.00</b>
<b>8204L</b>	4-Speed Kit	<b>649.00</b>
<b>8205L</b>	5-Speed Kit	<b>699.00</b>
<b>8300</b>	RPM Cntl 4-5 Spd	<b>299.00</b>
<b>1300L</b>	RPM Cntl 3 Spd	<b>299.00</b>
<b>6101</b>	RPM Cntl 3 Spd Auto	<b>299.00</b>

## Dedenbear Components



<b>CC3</b>	Command Ctr	<b>\$595.00</b>
<b>CO2</b>	Crossover Delay	<b>309.00</b>
<b>L2</b>	Lighting + Delay	<b>476.00</b>
<b>ABR</b>	Adj CO2 Reg	<b>109.00</b>
<b>MRC1</b>	Multiple Rely Ctr	<b>357.00</b>
<b>NOC1</b>	4 Stage NOS Ctr	<b>595.00</b>
<b>PBSTS</b>	Push Button Thr Stp	<b>43.00</b>
<b>SC2</b>	Stretch Crd. 2 Conn	<b>30.00</b>

## Biondo Components



<b>Mega 450</b>	Command Ctr	<b>\$539.00</b>
<b>BR-ELE</b>	Shift Sol, B&M P-B	<b>139.99</b>
<b>SC3</b>	Stretch Cord, 3 Wire	<b>29.99</b>
<b>SC2</b>	Stretch Cord, 2 Wire	<b>19.99</b>
<b>TBB-DO</b>	.00 Trans Button	<b>49.99</b>

## Nitrous Overhead Control Panel



The **JBRC** Nitrous Overhead Control Panel has the same features as the panel shown to the left with the addition of 2 arming switches and a purge button.

Fused **JBRC5510N - \$259.00**

Nonfused **JBRC5511N - \$239.00**

Fused (Mil-Spec Switches) **JBRC5510NA - \$339.00**

Nonfused (Mil-Spec Switches) **JBRC5511NA- \$319.00**

## ARC Overhead Control Panel



The Autorod control panels provide complete electrical control in the smallest area. Features 20amp

switches and 30amp fuse holders.

**3700 Pro Stock Panel - \$181.00**

**3701 Nitrous Panel - \$229.00**

### ARC Replacements

<b>2120</b>	Starter	<b>\$25.00</b>
<b>2130</b>	Ignition	<b>30.00</b>
<b>2140</b>	Fuel	<b>22.00</b>
<b>2150</b>	Cooling	<b>23.00</b>
<b>2160</b>	Lights	<b>23.00</b>

## Auto Rod Controls Touch Panels

Touch face panels are truly unique because they use no electronics, which makes them immune to EMI and RFI interference. Available in 4, 8 & 12 switch, enabling in dash units to Velcro mount to any flat surface. Overhead units clamp to roll bars. 50-Amp rated switching and fusing.



<b>8000R</b>	8 Switch Panel Roll Cage Mt	<b>\$304.00</b>
<b>8000D</b>	8 Switch Panel Dash Mt	<b>304.00</b>
<b>12000R</b>	12 Switch Panel Roll Cage Mt	<b>424.00</b>
<b>12000D</b>	12 Switch Panel Dash Mt	<b>424.00</b>

## K&R Pro-Cube



**\$499.00**

## Power Relay



Rated at 75 amps, use as a wide open throttle safety on nitrous systems with more than 2 stages. Great for "push style" electric shifters, dual fan setups, . Normally open contacts only.

**JBRC5600 \$49.00**

Delay Boxes Mounts Page 32





## Turbo Start S16V 16 Volt Battery ABSORBENT GLASS MAT



**25 amp Battery & Charger Combo \$434.00**

- Specifications:  
10.08" L x 6.39" W x 8.79" H  
• Bolt-In Terminals Included  
• 650 Cranking Amps  
• 75 Minute Reserve Capacity  
• Weighs only 42 lbs.



**25 amp Charger \$225.00**

**\$235.00**

-2.5 Volt Resistor \$110.00  
16V Battery Maintainer \$49.95  
Brass Battery Posts \$9.95 pr.

## XS Power AGM 16 Volt Batterys



**XP1000**  
46.5 Lbs  
CCA 675  
10.3" L x 6.4" W x 7.2" H

**\$249.99**



**D1600**  
46 Lbs  
CCA 675  
10.3" L x 6.4" W x 7.2" H

**\$269.99**



**S1600**  
30.8 Lbs  
CCA 500  
10.24" L x 6.4" W x 6.9" H

**\$269.99**



**Intelli  
Charger  
1004  
\$199.00**



**Compact  
15 AMP  
Charger  
HF1615  
\$199.00**

## Turbo Start S16VL Light Weight 16 Volt Battery



- Specifications:  
10.08" L x 6.39" W x 6" H  
• Bolt-In Terminals Included  
• 50 Minute Reserve Capacity  
• Cold Crank Amps 550  
• Weighs only 32 lbs.

**\$252.00**

**25 amp Charger \$225.00**

**25 amp Battery & Charger  
Combo \$451.00**

## Braille Super 16 Volt Lithium Battery



**\$1,899.00**

Battery/Charger Combo

- Specifications:  
Cranking Amps 30 Sec @ 32°F: 1100  
Cold Cranking Amps 30 Sec @ 0°F: 575  
Reserve Capacity @ 30 amps: 39 Minutes  
Amp Hour Capacity: 21-amp hr.Life Cycle  
• Weighs only 7.5 lbs.

**Battery  
\$1,799.00  
Charger  
\$199.00**

## Lithium Pro Batterys



**T680**  
4.3 Lbs  
PHCA 605  
7.16 L  
3.05 W  
6.63 H

**\$699.00  
Combo  
\$899.00**



**T1600**  
9.63 Lbs  
PHCA 750  
10.24 L  
6.65 W  
7.24 H

**\$999.00  
Combo  
\$1,199.00**



**L1600A**  
9.63 Lbs  
PHCA 1000  
10.24 L  
6.65 W  
7.24 H

**\$1,499.00  
Combo  
\$1,699.00**

**1015 25 AMP Charger \$299.00**

## Battery Mounts



Constructed of 4130 moly material and designed for use with group 24 batteries. Single tray weighs 1-1/4 lbs dual 2 lbs. Features hollow 3/8" diameter hold down bolts. Easily installed in trunk area available in dual or single mount styling.

Single Mount  
**JBRC1025 - \$90.00**

Dual Mount  
**JBRC1024 - \$120.00**

## Starter Button Mount



Protector ring shrouds the button so it cannot be pushed accidentally.

**JBRC1120 - \$13.50**  
Switch Sold Separately

**JBRC5526 Switch - \$12.00**

## Starter Solenoid

This heavy duty solenoid is rated for continuous service and is capable of handling the high amp loads generated from high performance engines and dual 16 volt battery systems.



**JBRC5500 \$24.00**

## Extreme Duty Solenoid

Plasticized Steel housing, 5/16 bracket mounting holes, 5/16-24 terminal studs, SPST-Normally open contacts one circuit off-on.



**JBRC5587 \$35.00**

## Continuous Duty Solenoid

Plated steel housing, 5/16 bracket mounting holes, 5/16-24 terminal studs, SPST-Normally open contacts, one circuit off-on. Continuous Duty 85 amp.



**JBRC5574 \$30.00**

## Relay



This heavy-duty relays are rated at 30 and 50 amps, for use with 12 volt applications. Can be used for any 12-volt requirement. Optional plug-in base also available.

**JBRC5507-30 \$13.50**  
30 Amp Relay

**JBRC5507-50 \$13.50**  
50 Amp Relay


**JBRC5507A \$2.00**  
Base (with terminals)

## Push Button Stretch Cord

Heavy duty 10 amp switch with heavy gauge industrial strength cord. Ideal for Nitrous, trans brake and line lock steering wheel applications.



**JBRC5503 - \$59.00** 3/8" Green Button  
**JBRC5503A - \$59.00** 1" Red Button



**Air Activated  
Micro Switch**

**JBRC5531  
\$59.00**

**Snap Switch**

**JBRC5508  
\$15.00**

**Roller Snap  
Switch**

**JBRC5524  
\$15.00**

**Miniature  
Snap Switch**

**JBRC5523  
\$8.00**

**Single Throw  
Switch**

**JBRC5584  
\$20.00**

**Single Throw  
Switch**

**JBRC5536  
\$10.00**

**Single Throw  
Switch**

**JBRC5537  
\$10.00**

**Push Button  
Switch**

**JBRC5526  
\$12.00**

**Push Button  
Switch**

**JBRC5539  
\$14.00**

**Order on Line [www.jerrybickel.com](http://www.jerrybickel.com)**

**(636) 356-4727**




### Weathertight Sealed Connector Kit

Everything you need to do a professional job. Over 660 pieces with all necessary tools.

**JBRC5560**  
**\$189.00**

### JBRC Terminal Strips & Fuse Block

JBRC5576	2 terminal	\$2.50
JBRC5577	4 terminal	3.25
JBRC5578	6 terminal	5.50
JBRC5579	8 terminal	7.00
JBRC5575	Fuse Block	19.00
JB-130	Terminal Mount Plate	6.50
JB-131	Terminal Mount Plate	5.50




### Vibration Mounts

Protect components from vibration transmitted thru the chassis.

#1	JBRC5546	\$4.00
#2	JBRC5548	4.25
#3	JBRC5549	4.50

### Tail Lamp Mount Kits



Mounting plate can be bonded or bolted to inside of panel. Lamp attaches to plate from back side.

**JBRC5512A - \$39.00**

Mounts a bulb behind a tail lamp lens. The bracket bolts or welds to the tail lamp mounting tubes. Bracket, lamp and socket.

**JBRC5512 - \$19.00**

### Clutch Switch



This switch is used to operate the two-step RPM limiter and is easily mounted to floor. The swing

arm is completely adjustable. Can be used as open or closed switch. Wiring lead included.

**JBRC5509 - \$89.00**



### Oil Pressure Warning Lamp



Plumbs into oil pressure line at gauge, red warning lamp mounted in dash lights when oil pressure drops below 15 psi or 30 psi.

**JBRC5525-15 - \$39.00**  
**JBRC5525-30 - 39.00**


### Clutch Switch Mounting Kit

Bend this tab to fit your application. Slide mounting makes dead nuts adjustments possible. Can be bolted or welded.

Clutch Switch Adjuster Kit  
**JBRC1086K - \$39.00**  
tab only JB-201 - \$12.00

### Weathertight Sealed Connectors

Withstands 250° F temperatures. Positive locks click when connectors are joined. Indexed to prevent mismatching. Comes as complete male and female kit.



JBRC5550	1 pin set	\$5.00	JBRC5551	2 pin set	\$5.50
JBRC5552	3 pin set	\$5.75	JBRC5553	4 pin set	\$6.50
JBRC5554	6 pin set	\$7.00	JBRC5555	pin tool	\$13.00
Weathertight Crimping Tool JBRC5556 \$44.00					

### Deutsch Sealed Connectors


Withstands 250° F temperatures. Positive locks Click when connectors are joined. Indexed to prevent mismatching. Comes as complete male and female kit.



MSD8180	6 pin 16ga.	\$17.90	MSD8181	4 pin 16ga.	\$11.90
MSD8183	2 pin 16ga.	8.90	MSD8184	2 pin 12-14ga.	19.90
MSD8185	8 pin 16ga.	21.70	MSD8186	12 pin 16ga.	25.10

### Fluid Heat Pad

Preheats fluids. Operates on 120 volt power supply. Adhesive backed.



5" x 7"  
**JBRC5023**  
**\$57.95**  
2" x 15"  
**JBRC5024**  
**\$71.95**

### Oil Pre-Heater

Preheats oil for optimum performance. Operates on 120 volt power supply. 1" NPT bung included.



**JBRC5990 \$79.95**

### LED Interior and Tail Lights

Operates on 12 or 16 volts. Light up any area without adding any bulky lights or weight. White for interior or red for tail lights.

**JBRC5642 white \$16.00**  
**JBRC5643 red \$16.00**  
**JB-376 Tab \$2.50**



### Interior LED Light Kit

Light up your interior, clutch area, rear drive shaft, front end mount. Comes with 4 lights and mounting tabs.

**JBRC5642K \$69.00**

### Meziere True Start

The recent trend among engine builders has been to increase displacement. Engines exceeding 540 CID are the norm. If this is your application we have the answer. The TS400 design features a powerful 2.2 KW motor and a drive assembly specifically designed for extreme starting conditions.



**TS400 - \$525.00**

Most Popular Applications Available





The V300SD can monitor up to 67 channels of information and has the ability of sampling at rates up to 1000 times per second. A memory capacity of 1 full Megabyte providing lots of recording time. DataLink Lite data analysis software is included in the base

package. Uploading data to your computer is done via a SD memory card having the ability of storing multiple runs. The V300 also has the ability to display in real time. When linked by supplied serial cable to your PC/Laptop you can view all recorded functions in graph format or on 8 virtual gauges while the car is running. Monitored functions can also be displayed on Intelli-Gauges on the Ultra Dash.

### V300SD Package with Lite Software

**\$1,725.00**

### V300SD Package with Std Software

**\$2,286.00**

**Includes:** V-300 Recorder, DataLink Lite Data Analysis software, sensors for engine RPM, driveshaft RPM, accelerometer, lateral G-force, & battery voltage.

#### Available Options:

Single Exhaust Gas Temperature	\$195.00 ea.
Eight Exhaust Gas Temperatures	1,400.00
Pressure Channel (fuel, oil, N2O, trans, pan, etc.)	250.00 ea.
Fluid Temperature Channel	170.00 ea.
Cylinder Head Temperature	195.00 ea.
Wide Open Throttle Event Monitor Channel (switch bracket sold separately)	125.00
Shock Travel, Front (kit)	400.00 ea.
Shock Travel, Rear (kit)	425.00 ea.
Fuel Flow Meter	1,000.00
Clutch Input Shaft RPM	260.00
(software will also show engine versus clutch slip ratio)	
Intelli-Gauges/Tachometer	145.00 ea.
UDX Ultra Dash	650.00
Timing Monitoring	725.00
Single O2 Sensor (with Module) 12 or 16 volt	360.00
O2 Sensor	80.00 ea.
4 Channel O2 Sensor Module only (16 volt only)	1,100.00
V- Net Cables	from 47.00
Interface Cables	from 52.00

### Sportsman Data System

**\$825.00**



#### AVAILABLE OPTIONS:

**2 Channel Up-Grade \$159.00**  
**4 Channel Up-Grade \$299.00**

#### SPECIFICATIONS:

- SD memory card
- 21 Channels (6 user defined)
- 100 sps (max sample rate)
- Dimensions - 6" x 4.5" x 1"
- Weight - 0.65 lbs.

#### INTERNAL SENSORS:

- Engine RPM
- Driveshaft RPM (includes sensor)
- Battery Voltage
- Record Button
- 2-Axis G-Meter
- 12 Volt Event

#### KIT INCLUDES:


- Sportsman Data Logger • User-terminated harness • Driveshaft collar, sensor and mount bracket • SD card reader • Datalink II software disc
- USB to Serial adapter • Serial cable

### V-Net Cable Bulkhead Connector

This Bulkhead Connector is used when a cable must pass through a firewall or body panel. Works great with EGT boxes.

**V- Net 280CAVMBHEAD - \$62.00**

**Interface 280CAIMBHEAD - \$85.00**



### Tubular V300 Mount

Tubular mounting frame for V300 Recorder, welds to chassis.

**JBRC2070 - \$49.00**



### Recorder Accessories

The split collar pickup ring clamps to the pinion yoke providing driveshaft rotation data for on board data systems.



#### Rings

800CL2M181	Small Strange (1.812)	\$45.00
800CL2M187	Small M/W (1.875)	45.00
800CL2M212	Large Strange (2.125)	45.00
800CL2M218	Large M/W (2.187)	45.00
800MBSS5	Sensor "L" Bracket	20.00
8 Magnet Rings (up-grade)		35.00

#### Proximity Sensors

800-SS-RB-5	5/16-24 (SC-1000)	90.00
800-SS-ZX-3	3/8-24 (V-Net 300)	129.00
800-SS-PRO5	5/16-24 (V-Net 300)	90.00
800-MG-SM-.25	Magnet	8.00

### Recorder Mounting Brackets

Mounts computer to chassis. Choose from Billet aluminum clamp on for Sportsman, V300 & V500 1 1/4", 1 1/2", 1 5/8", 1 3/4" (specify tube size when ordering. Weld on constructed from .050 4130 material.

**Billet Sportsman \$80.00 (pr)**

**Billet V-300 \$100.00 (pr)**

**Billet V-500 \$100.00 (pr)**

**JB-124C Weld On \$24.00 (pr)**



**Order on Line [www.jerrybickel.com](http://www.jerrybickel.com)**

**(636) 356-4727**

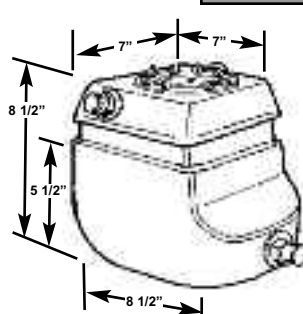
# Fuel Cells - Components



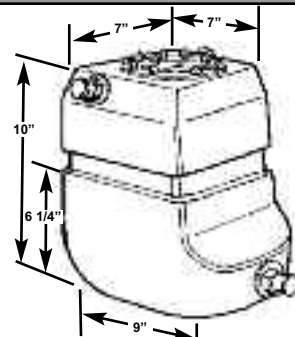
JAZ Products maintains its own factory, equipment and molds, producing the highest quality fuel cells, rotationally molded in seamless cross-linked polyethylene. Each cell features a one-way flapper valve vent in the cap assembly which allows air to displace fuel as it is used, and closes if overturned. JAZ Products only use MIL SPEC B-83054 aviation safety foam in all their cells. This foam is far superior and has a 10 times longer service life than that of other non fuel approved foams on the market.



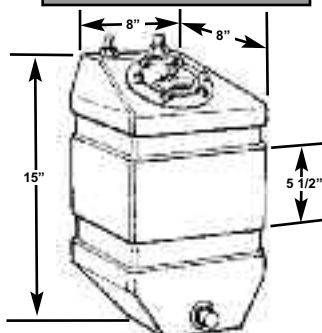
- Custom Built for JBRC
- SFI 28.1 Certification Tag
- Aviation Safety Foam
- Aircraft Style Flush Mount Cap Assembly
- AN-12 Fast Flow Outlet Fitting(s) in Sump
- AN-8 Return Fitting(s) with Anti-Aeration Tube
- AN-8 Tip Over Vent Fitting



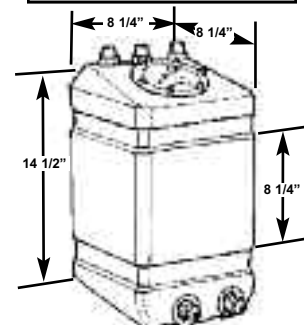
**JBRC 1.5 Gallon  
Pro Stock  
JAZ/JBRC-112  
\$279.95**



**JBRC 2 Gallon  
Pro Stock  
JAZ/JBRC-002  
\$279.95**



**JBRC 3 Gallon  
Pro Stock  
JAZ/JBRC-003  
\$289.95**



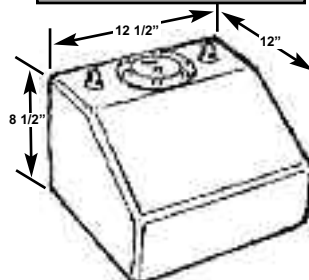
**JBRC 3 Gallon  
Pro Modified  
JAZ 220-003-01  
\$299.95**

<b>Drag Race Vertical</b>					
SIZE	LENGTH	WIDTH	DEPTH	PART#	AMOUNT
1 Gallon	6"	6"	12"	250-001-01	\$139.95
3 Gallon	8 1/4"	8 1/4"	14 1/2"	250-003-01	137.95
3 Gallon	8"	8"	15"	250-303-01	142.95
4 Gallon	9"	10"	17"	250-004-01	145.95
5 Gallon	9"	11"	18"	250-105-01	139.95

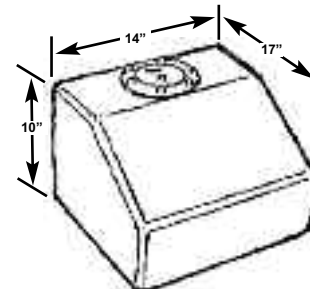
<b>Drag Race Horizontal</b>					
SIZE	LENGTH	WIDTH	DEPTH	PART#	AMOUNT
5 Gallon	13"	13"	8"	250-005-01	\$137.95
8 Gallon	20"	15"	7 1/2"	250-008-01	147.95
12 Gallon	17 1/2"	16"	10"	250-012-01	163.95

<b>Nitrous Enrichment</b>					
SIZE	LENGTH	WIDTH	DEPTH	PART#	AMOUNT
1 Gallon	6"	6"	12"	220-001-01	\$149.95

<b>Econo Rail</b>					
SIZE	LENGTH	WIDTH	DEPTH	PART#	AMOUNT
4 Gallon	12"	12 1/2"	8 1/2"	290-104-01	\$156.95

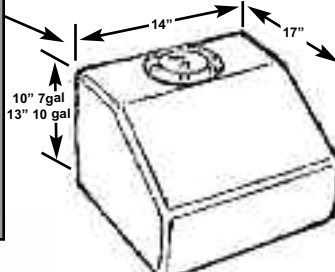


**JBRC 4 Gallon  
Pro Cell  
JAZ/JBRC-004  
\$249.95**



**JBRC 8 Gallon  
Pro Modified  
JAZ/JBRC-008  
\$229.95  
Fittings Not Included**

**Blower/Turbo  
Pro Modified  
MAS-7GAL  
\$219.95  
MAS-10GAL  
\$229.95  
1 1/4" ID molded outlet on back. Fittings Not Included**





## Fuel Cell Components



### Poly Bulkhead Washer

850-506-04	AN-6	\$2.95
850-508-04	AN-8	2.95
850-510-04	AN-10	2.95
850-512-04	AN-12	2.95
850-516-04	AN-16	2.95
850-520-04	AN-20	6.00

### Replacement Gaskets

850-200-01	Cap	\$6.95
850-201-01	Flange 6 hole	4.95

### Aircraft Flush Cap Assembly

350-201-06	6 Bolt	\$68.95
------------	--------	---------

### Fast Flow Fittings

832-106-11	AN-6	\$15.95
832-108-11	AN-8	17.95
832-110-11	AN-10	25.95
832-112-11	AN-12	31.95
832-116-11	AN-16	48.95

### Fuel Cell Return Hose Kit

835-008-11	AN-8	\$28.95
835-010-11	AN-10	41.95
835-012-11	AN-12	49.95

### Screw-on Cap Assembly

C73-705	Black Cap	\$66.95
C73-706	Red Cap	66.95

## Vent/Roll-Over Valve

A dual purpose vent and safety valve that prevents fuel from escaping from the vent line should the car roll over.

6 AN	JBRC5022A-6	\$30.95
8 AN	JBRC5022A-8	31.95
10 AN	JBRC5022A-10	32.95
12 AN	JBRC5022A-10	39.95

## In Cell Bulkhead Filter Kit AN#12



Replaces fuel cell bulkhead. Has aviation 10 micro meters replaceable filter.

**JBRC5009 \$69.00**

Replacement Filter **JBRC5009-1 \$29.00**

## Fuel Cell Mount



Fuel cell straps are custom fabricated to each cell from 1" x .050 4130 strap. 360 degree design holds fuel cell securely. Chassis tabs and mounting hardware included. (Specify fuel cell size)

**JBRC1042R from \$59.00**

## Front Fuel Cell Mount

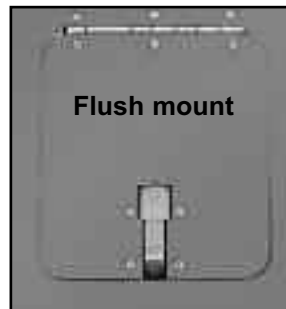
The rules mandating front fuel cells require an 1-1/4" x .065 4130 moly surround pipe. Designed to slip-fit and bolt to receiver tubes welded to chassis and retained by a 1/2" moly tube and strap. Available for 2, 3, 4 or 8 gallon fuel cell. All hardware included. Cells not included in price

2 gal	<b>JBRC1042</b>	<b>\$195.00</b>
3 gal	<b>JBRC1042A</b>	<b>195.00</b>
4 gal	<b>JBRC1042B</b>	<b>250.00</b>
8 gal	<b>JBRC1042C</b>	<b>250.00</b>



## Fuel Access Door

Flush mounted spring loaded catch and you have an opening of 5" x 5-1/2".



Flush mount

• **Flush mount**, constructed of 4130 moly, is complete with all mounting hardware and installation instructions.


**JBRC2001 - \$50.00**

• **Surface mount**, .060 Aluminum or Carbon Fiber, eliminates the need to be painted. Complete with all mounting hardware.

Alu. **JBRC2002 - \$50.00** Carbon **JBRC2002C - \$59.00**

We have done the fabrication work for you. This component comes pre-assembled, just cut opening and drill mounting screw holes and your finished.

**JBRC2002PREFAB - \$125.00**



Surface mount



Carbon Surface mount

## Fuel Cell Vent Kit

Vent your fuel cell without restricting flow. Intake shielded with a high-flow filter preventing track debris from entering fuel cell.

#8 Vent Kit

Replacement Filter

**JBRC5022 - \$29.00** **JBRC5022B \$20.00**

## Aluminum Weld Bungs

997104	#4 M	\$5.55
997106	#6 M	5.66
997108	#8 M	7.48
997110	#10 M	8.81
997112	#12 M	14.96
997116	#16 M	20.19
997120	#20 M	27.19
987104	#4 F	14.12
987106	#6 F	14.12
987108	#8 F	14.98
987110	#10 F	17.67
987112	#12 F	18.24
996701	1/8" NPT	5.27
996702	1/4" NPT	5.88
996703	3/8" NPT	7.35
996704	1/2" NPT	8.66
996706	3/4" NPT	12.38



M = Male Tread  
F = Female Tread  
NPT = National Pipe Thread

## Fuel Sample Valves

Constructed from 6061 T-6 Main Body, Stainless Main Shaft, Viton Seals with a Anodized Finish.

<b>FSV-18K</b>	1/8" npt Male	<b>\$59.99</b>
<b>FSV-14K</b>	1/4" npt Male	<b>59.99</b>
<b>FSV-6FK</b>	6-AN Female	<b>69.99</b>
<b>XRP700195</b>	6-AN Inline Adapter	<b>10.13</b>
<b>XRP700199</b>	8-AN Inline Adapter	<b>11.76</b>
<b>XRP700202</b>	10-AN Inline Adapter	<b>15.15</b>



**Order on Line [www.jerrybickel.com](http://www.jerrybickel.com)**

**(636) 356-4727**



## MagnaFuel ProStar 275 & 500

MagnaFuel pumps use external by-passes to eliminate pump cavitation and stabilize fuel flow and pressure by instantaneously compensating for sudden changes in fuel demand. The pump and by-pass are designed to eliminate fuel starvation.

<b>MP- 4501</b>	275 pump	<b>\$310.00</b>
<b>MP- 4401</b>	500 pump	<b>399.00</b>
<b>MP- 4550</b>	275 pump & filter	<b>470.00</b>
<b>MP- 4450</b>	500 pump & filter	<b>559.00</b>

## MagnaFuel Pressure Control

The MagnaFuel cartridge design is the latest and make the greatest revolution in racing fuel pressure control. Reduces the amount of pressure drop that normally occurs at high flow demand and during times of sudden change in fuel demand.



2 Port	<b>MP- 9633</b>	<b>\$135.00</b>
2 Port	<b>MP- 9833</b>	<b>199.00</b>
2 Port	<b>MP- 9850</b>	<b>209.00</b> (flow thru)
4 Port	<b>MP- 9433</b>	<b>210.00</b>
4 Port	<b>MP- 9450</b>	<b>220.00</b> (flow thru)

## MagnaFuel ProStar EFI 625

MagnaFuel's ProStar EFI 625 fuel pump provides the highest volume at the highest pressure, period. No other single pump can compete. The EFI 625 can operate at pressures from 20 to 120 psi. It's the first and only performance pump to supply engines in excess of 2,000 hp at the high delivery pressures and volume demands of a supercharged and turbo-charged applications.



**MP- 4701 \$799.00**

## MagnaFuel EFI Pressure Control

MagnaFuel's EFI Pressure Control Units provide far more accurate metering of the fuel flow than any old-style ball-over-hole arrangements. Provides the most stable platform for fuel delivery in the industry.



<b>MP- 9925</b>	Quick Star EFI	<b>\$135.00</b>
<b>MP- 9940</b>	Pro Star 4 EFI	<b>225.00</b>
<b>MP- 9950</b>	Pro Star EFI	<b>210.00</b>

## High Flow Fuel Filter

- Billet Aluminum Construction
- Replaceable Stainless Steel Element
  - 400 GPH @ 25 psi
  - AN -6, -8, -10, -12

Inlet and Outlet Fittings Available

Filter **JBRC4156- size** - **\$169.00**  
Element **JBRC4105** - **\$49.00**



## Specialty Fuel Fittings

Flow-Shaped Fittings Reduce Restrictions in Fuel Flow

<b>MP-3000</b>	#6 O-Ring Port Plug	<b>\$5.00</b>
<b>MP-3004</b>	#8 x #8 Str O-Ring Coupler	<b>22.00</b>
<b>MP-3007</b>	#10AN to #10, O-Ring Str Adp	<b>12.00</b>
<b>MP-3009</b>	#12AN to #12 Str	<b>14.00</b>
<b>MP-3011</b>	#10 to #10 Str Coupler O-Ring	<b>27.00</b>
<b>MP-3012</b>	#6AN to #6 Str O-Ring	<b>7.00</b>
<b>MP-3013</b>	#8AN to #8 Str O-Ring	<b>9.00</b>
<b>MP-3015</b>	#8AN to #6 Str O-Ring	<b>8.00</b>
<b>MP-3016</b>	#10AN to #8 Str O-Ring	<b>10.00</b>
<b>MP-3019</b>	#10AN to #8 Str O-Ring	<b>14.00</b>
<b>MP-3022</b>	#6AN to #8 Str O-Ring	<b>9.00</b>
<b>MP-3023</b>	#12AN to #8 Str O-Ring	<b>14.00</b>
<b>MP-3028</b>	#10 to #8 Str Coupler O-Ring	<b>24.00</b>
<b>MP-3029</b>	#10 to 3/8npt Str Coupler O-Ring	<b>20.00</b>
<b>MP-3063</b>	#10 to #10 O-Ring w/1/8 npt Port	<b>17.00</b>
<b>MP-6266</b>	"Y", 6AN Single, 6AN Dual	<b>30.00</b>
<b>MP-6286</b>	"Y", 8AN Single, 6AN Dual	<b>32.00</b>
<b>MP-7050</b>	Replacement Filter Element	<b>19.95</b>

## N2O Fuel Regulator Fuel Log

Compact and clean method to plumb your Nitrous Fuel system. Assures the fuel pressure to be consistent allowing more accurate tune up settings. Will adapt to most regulators.

<b>MP-7600-02</b>	Log, 2 port 10-AN	<b>\$38.00</b>
<b>MP-7600-03</b>	Log, 3 port 10-AN	<b>48.00</b>




<b>AER11202</b>	Fuel Pump	<b>\$457.88</b>
<b>AER13202</b>	Regulator	<b>189.87</b>
<b>AER13208</b>	Regulator	<b>265.19</b>

## Fuel Pressure Gauge

1/8" Pipe male fitting on back of gauge

<b>JBRC5925</b>	0-15 psi gauge (dry)	<b>\$19.95</b>
<b>JBRC5926</b>	0-15 psi gauge (Liquid Filled)	<b>29.95</b>
<b>JBRC5927</b>	0-30 psi gauge (dry)	<b>19.95</b>
<b>JBRC5928</b>	0-30 psi gauge (Liquid Filled)	<b>29.95</b>





## JBRC Exclusive Drag Racing Distributor for Lokar Products



### Dial-in Board, Cage Mount & Universal Adjustable Angle Mount Brackets



**\$189.95**

Cage and Universal Adjustable Angle Mount Dial-In Board and Brackets are manufactured with 6061 aluminum featuring a ball-milled design. Mounts onto cage without interfering with roll-bar padding. No drilling required for mounting to the cage. Bracket available for 1 1/2" cages and 1 5/8" cages. Offered in polished, black anodized and clear anodized finishes.

### Rod Type Throttle Linkage Spring Return Kit

**\$110.95**



### Push Pull Throttle Cable Mounting Bracket & Spring Return Kit

**\$217.95**



### Anchor-Tight® Locking Flexible Trans Dipstick

**3" Direct Mt. \$85.95**  
**Trans Mt. \$118.95**  
**Firewall Mt. \$132.95**

### Anchor-Tight® Locking Flexible Engine Dipsticks



- Flexible inner dipstick measuring cable
- Available for most engine applications
- Available in brite, black, red and blue anodized

**\$95.95**

# Plumbing Accessories



### Trans Cooler Line Disconnects

No more mess between transmission changes with these **DRY BREAK** quick disconnects, fits transmission cases with 1/8 npt or 1/4 npt ports.

**JBRC5038-1/8 1/8 npt \$79.00**  
**JBRC5038-1/4 1/4 npt 79.00**

### Remote Oil Filter & Mount

**CV746 Base \$140.50**  
**CVHP4 Filter 12.95**  
**CVBS12-10 Adapter, 12 to 10 12.50**  
**CVBS12-12 Adapter, 12 to 12 12.50**  
**CVBS12-Plug Plug, 12-AN 10.50**  
**Mounting Tab 12.00**



### Trans Cooler Fan Kit

Adds extra cooling to your transmission cooler. Allows cooler to be mounted in any location with out the necessity for air flow. Operates on 12 or 16 volts.

**JBRC5598 - \$109.00**

Fan Only


**JBRC5598K - \$119.00**

Complete Kit



### Aluminum Trans Coolers

Transmission coolers are light weight and built for maximum, long lasting durability and optimum cooling. Plumbed with male 6-AN fittings to make hook-up easy.



**10 Row 13" x 3" EAR41006 \$119.00**  
**19 Row 13" x 5 7/8" EAR41906 \$189.00**



### Quick-Connect Fittings



#### Socket with NPT Female Adapter

Part #	NPT	Price
21702	1/8	\$34.78
21704	1/4	36.51
31704	1/4	40.22
31706	3/8	42.35
51706	3/8	63.84
51708	1/2	70.92

#### Plug with NPT Male Adapter

Part #	NPT	Price
22802	1/8	\$21.22
22804	1/4	22.33
32804	1/4	26.08
32806	3/8	28.90
52806	3/8	47.04
52808	1/2	50.57

#### Socket with 37° Female Adapter

Part #	A-N	Price
21303	3	\$33.32
21304	4	35.00
21306	6	36.86
31308	8	44.57
51310	10	70.27
51312	12	73.78

#### Socket with 37° Male Adapter

Part #	A-N	Price
21403	3	\$28.90
21404	4	30.43
21406	6	32.04
31408	8	38.76
51410	10	65.67
51412	12	68.96

#### Socket with Re-Useable Nut Adapter

Part #	A-N	Price
21604	4	\$37.51
21606	6	39.37
31608	8	47.53
51610	10	72.08
51612	12	75.96

#### Plug with NPT Female Adapter

Part #	NPT	Price
22702	1/8	\$22.29
22704	1/4	23.39
32704	1/4	26.96
32706	3/8	30.10
52706	3/8	49.41
52708	1/2	53.12

#### Socket with NPT Male Adapter

Part #	NPT	Price
21802	1/8	\$33.24
21804	1/4	35.00
31804	1/4	39.31
31806	3/8	41.29
51806	3/8	60.78
51808	1/2	67.51

#### Plug with 37° Flared Female Adapter

Part #	A-N	Price
22303	3	\$20.49
22304	4	22.35
22306	6	23.51
32308	8	28.39
52310	10	52.04
52312	12	58.43

#### Plug with 37° Male Adapter

Part #	A-N	Price
22403	3	\$18.45
22404	4	19.43
22406	6	20.35
32408	8	24.53
52410	10	48.65
52412	12	51.55

#### Plug with Re-Useable Nut Adapter

Part #	A-N	Price
22604	4	\$24.80
22606	6	26.04
32608	8	35.16
52610	10	60.14
52612	12	63.31

Order on Line [www.jerrybickel.com](http://www.jerrybickel.com)

(636) 356-4727

# XRP Plumbing Supplies



## Straight Hose Ends

100004	#4 Straight	7.42
100006	#6 Straight	7.91
100008	#8 Straight	9.97
100010	#10 Straight	13.03
100012	#12 Straight	17.92
100016	#16 Straight	28.54



## 45° Hose Ends

104504	#4 45°	17.41
104506	#6 45°	19.15
104508	#8 45°	22.58
104510	#10 45°	26.74
104512	#12 45°	32.27
104516	#16 45°	42.02



## 60° Hose Ends

106004	#4 60°	19.31
106006	#6 60°	19.67
106008	#8 60°	23.67
106010	#10 60°	28.04
106012	#12 60°	34.96
106016	#16 60°	46.61



## 90° Hose Ends

109004	#4 90°	17.73
109006	#6 90°	19.15
109008	#8 90°	22.58
109010	#10 90°	26.74
109012	#12 90°	32.27
109016	#16 90°	42.81



## 120° Hose Ends

112006	#6 120°	23.76
112008	#8 120°	27.34
112010	#10 120°	30.26
112012	#12 120°	34.31
112016	#16 120°	47.57



## 150° Hose Ends

115006	#6 150°	23.76
115008	#8 150°	27.34
115010	#10 150°	30.26
115012	#12 150°	34.31
115016	#16 150°	47.57



## 180° Hose Ends

118006	#6 180°	23.76
118008	#8 180°	27.34
118010	#10 180°	30.26
118012	#12 180°	34.31
118016	#16 180°	47.57



## Straight Hose Ends Teflon

600003	#3 Teflon Straight	6.47
600004	#4 Teflon Straight	6.06
600006	#6 Teflon Straight	7.68



## 45° Hose Ends Teflon

604503	#3 Teflon 45°	11.27
604504	#4 Teflon 45°	11.27
604506	#6 Teflon 45°	17.64



## 90° Hose Ends Teflon

609003	#3 Teflon 90°	11.48
609004	#4 Teflon 90°	11.48
609006	#6 Teflon 90°	17.97



## Adapter Flare to NPT Straight

981603	#3 - 1/8" NPT	2.36
981634	#3 - 1/4" NPT	12.35
981636	#3 - 3/8" NPT	7.88
981604	#4 - 1/8" NPT	2.36
981646	#4 - 3/8" NPT	7.88
981606	#6 - 1/4" NPT	2.53
981607	#8 - 1/4" NPT	3.41
981608	#8 - 3/8" NPT	3.41
981610	#10 - 1/2" NPT	5.06
981611	#10 - 3/8" NPT	5.67
981612	#12 - 3/4" NPT	9.28
981614	#12 - 1/2" NPT	9.46
981644	#4 - 1/4" NPT	2.70
981662	#6 - 1/8" NPT	3.15
981666	#6 - 3/8" NPT	3.28
981668	#6 - 1/2" NPT	4.99
981688	#8 - 1/2" NPT	4.99



## Adapter Flare to NPT 45°

982303	45° #3 - 1/8" NPT	7.40
982304	45° #4 - 1/8" NPT	7.52
982306	45° #6 - 1/4" NPT	7.73



## Adapter Flare to NPT 90°

982203	90° #3 - 1/8" NPT	7.54
982204	90° #4 - 1/8" NPT	7.66
982206	90° #6 - 1/4" NPT	7.88
982208	90° #8 - 3/8" NPT	9.57
982210	90° #10 - 1/2" NPT	15.08
982244	90° #4 - 1/4" NPT	7.73
982262	90° #6 - 1/8" NPT	9.28
982266	90° #6 - 3/8" NPT	10.58



## Male Flare Reducer

991912	#6 - #8 Flare	6.14
991915	#8 - #10 Flare	8.56
991919	#8 - #12 Flare	13.26
991920	10# - #12 Flare	13.26



## Male Flare Union

981503	#3 Male Flare	2.81
981504	#4 Male Flare	2.81
981506	#6 Male Flare	2.81
981508	#8 Male Flare	5.00
981510	#10 Male Flare	5.69
981512	#12 Male Flare	11.05



## Male Flare Union 90°

982106	#6 Male Flare 90°	7.68
982108	#8 Male Flare 90°	10.22



## Male Flare Tee

982403	#3 Flare	8.36
982404	#4 Flare	8.36
982406	#6 Flare	8.36
982408	#8 Flare	14.08
982410	#10 Flare	18.15
982412	#12 Flare	27.23



## Flare Bulkhead Straight

983203	#3 Bulkhead	4.11
983204	#4 Bulkhead	3.71
983206	#6 Bulkhead	4.19
983208	#8 Bulkhead	6.93
983210	#10 Bulkhead	10.22
983212	#12 Bulkhead	12.81
983220	#20 Bulkhead	37.87



## Flare Bulkhead 45°

983703	#3 45° Bulkhead	8.66
983704	#4 45° Bulkhead	6.20
983706	#6 45° Bulkhead	8.05
983708	#8 45° Bulkhead	12.38



## Flare Bulkhead 90°

983303	#3 90° Bulkhead	8.83
983304	#4 90° Bulkhead	6.20
983306	#6 90° Bulkhead	8.36
983308	#8 90° Bulkhead	12.69
983310	#10 90° Bulkhead	16.71
983312	#12 90° Bulkhead	23.85



**5% Discount for Order over \$500.00**  
**10% Discount for Order over \$1,000.00**

**Black Anodized and Super Nickel Plated  
Hose Ends and Adapters are Available**




**Flare  
Bulkhead  
Tee**

983403	#3 Bulkhead Tee	16.39
983404	#4 Bulkhead Tee	11.45



**Flare  
Bulkhead  
Tee on Run**

980403	#3 Bulkhead/On Run	12.75
980404	#4 Bulkhead/On Run	12.75



**Flare  
Bulkhead  
Nut**

992403	#3 3/8" - 24	.95
992404	#4 7/16" - 20	.95
992406	#6 9/16" - 18	1.08
992408	#8 3/4" - 16	2.07
992410	#10 7/8" - 12	2.10
992412	#12 1-1/16" - 12	2.39
992420	#20 1-5/8" - 12	7.60



**Flare Tube  
Nut**

981803	#3 Tube Nut	.95
981804	#4 Tube Nut	.95
981806	#6 Tube Nut	1.24
981808	#8 Tube Nut	1.80



**Flare Tube  
Sleeve**

981903	#3 Tube Sleeve	.97
981904	#4 Tube Sleeve	.97
981906	#6 Tube Sleeve	1.24
981908	#8 Tube Sleeve	1.40



**Female Flare  
Coupler  
Straight**

900104	#4 Female	6.74
900106	#6 Female	6.87
900108	#8 Female	8.29
900110	#10 Female	10.06
900112	#12 Female	14.10



**Female Flare  
Coupler 45°**

924504	#4 45° Female	13.53
924506	#6 45° Female	13.53
924508	#8 45° Female	15.26
924510	#10 45° Female	19.31
924512	#12 45° Female	20.84



**Female  
Flare  
Coupler 90°**

929004	#4 90° Female	13.53
929006	#6 90° Female	13.53
929008	#8 90° Female	15.26
929010	#10 90° Female	19.31
929012	#12 90° Female	20.84



**Male NPT  
Union**

991101	1/8" NPT Male	2.26
991102	1/4" NPT Male	3.41
991103	3/8" NPT Male	5.95
991104	1/2" NPT Male	7.68



**Female NPT  
Tee**

991701	1/8" NPT Female	12.69
991702	1/4" NPT Female	14.86
991703	3/8" NPT Female	21.31
991704	1/2" NPT Female	25.99



**Female NPT  
Union**

991001	1/8" NPT Female	2.97
991002	1/4" NPT Female	3.41
991003	3/8" NPT Female	5.70
991004	1/2" NPT Female	9.28



**Allen  
Socket Pipe  
Plug**

993201	1/16" NPT	2.47
993202	1/8" NPT	2.53
993203	1/4" NPT	2.53
993204	3/8" NPT	3.19
993205	1/2" NPT	3.37
993206	3/4" NPT	4.27
993207	1" NPT	5.26



**Straight  
Thread Port  
Plug**

981404	#4 Male	2.10
981406	#6 Male	2.17
981408	#8 Male	3.40
981410	#10 Male	5.12
981412	#12 Male	7.57



**Specialty Flow  
Coupler Fitting**

970010	#10 Female - #10 Male	41.68
970012	#12 Female - #12 Male	43.77
970013	#12 Female - #10 Male	43.77



**Male Flare  
Plug**

980603	#3 Flare	1.46
980604	#4 Flare	1.46
980606	#6 Flare	1.46
980608	#8 Flare	2.70
980610	#10 Flare	3.48
980612	#12 Flare	5.09




**Female  
Flare Cap**

992903	#3 Cap	1.90
992904	#4 Cap	2.22
992906	#6 Cap	3.61
992908	#8 Cap	4.28
992910	#10 Cap	5.24
992912	#12 Cap	6.91
992916	#16 Cap	9.28



**Male Flare to  
O-ring Boss  
"High Flow"**

980006	#6ORB - #6 Flare	7.29
980008	#8ORB - #8 Flare	10.16
980009	#8ORB - #10 Flare	13.51
980010	#10ORB - #10 Flare	18.60
980011	#12ORB - #10 Flare	18.60
980012	#12ORB - #12 Flare	18.60
980013	#10ORB - #12 Flare	18.60
980068	#8ORB - #6 Flare	10.25
980081	#10ORB - #8 Flare	13.17
980086	#6ORB - #8 Flare	10.53
980128	#8ORB - #12 Flare	16.91



**Pressure Take  
Off Adapters  
1/8" NPT Port**

700192	#6 Male - #6 Male	8.48
700193	1/4" NPT - #6 Male	8.48
700194	#6 - 3/8" NPT	8.48
700195	#6 Male - #6 Female	10.13
700196	#8 Male - #8 Male	9.89
700198	#8 - 3/8" NPT	9.89
700199	#8 Male - #8 Female	11.76
700202	#10 Male - #10 Female	15.15



**Gauge  
Adapter**

705003	1/8" NPT Fe- #3 Male	5.36
705004	1/8" NPT Fe- #4 Male	2.08
705034	1/4" NPT Fe- #3 Male	22.69
705200	1/4" NPT Fe- #4 Male	6.29

### Braided Hose

300004	#4 Stainless Steel	6.58
300006	#6 Stainless Steel	7.36
300008	#8 Stainless Steel	8.74
300010	#10 Stainless Steel	10.13
300012	#12 Stainless Steel	11.44
300016	#16 Stainless Steel	14.43
610003	#3 Stainless Teflon	3.32
610004	#4 Stainless Teflon	3.98
610006	#6 Stainless Teflon	6.56

**Pre-Made Brake Hose  
Assemblies See page 22**



**Order on Line [www.jerrybickel.com](http://www.jerrybickel.com)**

**(636) 356-4727**



## Pressure Testing Available



### Firesleeve



Hose Size	Part Number	Amount Per Foot
-6TFE	FBS0800	\$9.38
-06	FBS0900	9.48
-08	FBS1100	11.24
-10	FBS1300	12.96
-12	FBS1600	15.58
-16	FBS2000	18.72

StartLite Racing Hose utilizes a fire-retardant Nomex cover and Aeroquip's patented AQP® elastomer inner tube. StartLite hose assemblies are 45% lighter in weight than conventional high performance assemblies! For ultimate weight savings, use aluminum crimp-style swivel fittings.

**Custom High  
Pressure Tested,  
NOS and Brake  
Hoses Available**

### Hose



Hose Size	Part Number	Amount Per Foot
-04	FBU0400	\$12.48
-06	FBU0600	13.83
-08	FBU0800	15.93
-10	FBU1000	18.15
-12	FBU1200	21.24
-16	FBU1600	26.16
-20	FBU2000	35.13

### Straight Fitting

S.A.E.  
37°  
(JIC/AN)



Hose Size	Part Number	Amount
-04	FBM4211	\$16.54
-06	FBM4212	10.22
-08	FBM4213	12.12
-10	FBM4214	18.00
-12	FBM4215	18.90
-16	FBM4216	24.18
-20	FBM4217	46.38

### 45° Elbow Fitting

S.A.E.  
37°  
(JIC/AN)



Hose Size	Part Number	Amount
-04	FBM4121	\$29.22
-06	FBM4222	26.32
-08	FBM4223	25.14
-10	FBM4224	32.34
-12	FBM4225	33.54
-16	FBM4226	50.12
-20	FBM4127	84.34

### 60° Elbow Fitting

S.A.E.  
37°  
(JIC/AN)



Hose Size	Part Number	Amount
-06	FBM4282	\$32.80
-08	FBM4283	29.22
-10	FBM4284	34.68
-12	FBM4285	39.54

### 90° Elbow Fitting

S.A.E.  
37°  
(JIC/AN)



Hose Size	Part Number	Amount
-04	FBM4131	\$29.30
-06	FBM4232	26.32
-08	FBM4233	25.14
-10	FBM4234	32.34
-12	FBM4235	33.54
-16	FBM4236	49.84
-20	FBM4137	88.94

### 120° Elbow Fitting

S.A.E.  
37°  
(JIC/AN)



Hose Size	Part Number	Amount
-06	FBM4242	\$29.44
-08	FBM4243	29.08
-10	FBM4244	38.50
-12	FBM4245	40.84
-16	FBM4246	55.80

### 150° Elbow Fitting

S.A.E.  
37°  
(JIC/AN)



Hose Size	Part Number	Amount
-06	FBM4252	\$29.92
-08	FBM4253	32.08
-10	FBM4254	36.10
-12	FBM4255	45.72
-16	FBM4256	58.06

### 180° Elbow Fitting

S.A.E.  
37°  
(JIC/AN)



Hose Size	Part Number	Amount
-08	FBM4263	\$36.98
-10	FBM4264	33.72
-12	FBM4265	41.96
-16	FBM4266	77.58



# Headers & Accessories



## Pro Headers

JBRC has complete fabricated headers in straight and step models available for most popular engines and chassis combinations.

### Mild Steel Pro Headers

Single Step	\$1,350.00
Two Step	1,450.00
Three Step	1,550.00

### Stainless Pro Headers

Under Car	\$3,850.00
Side Exit	3,850.00
Zoomies	2,350.00

## Pro Fabrication Headers



With PRO-FABrication you can be certain that you are receiving the best quality,



and craftsmanship in the industry. Custom built racing headers for any and all motor sports purposes. Call for application and pricing.



## Header Bolts/Springs

Header Collector Tabs (4)	JBRC1125	\$16.00
Short Header Bolts	FAS-050	.90
Long Header Bolts	FAS-051	1.00
Stainless Collector Spring	JBRC10000	5.50

## Header Weldments

Steel EGT Weldments	800TXWELD4	\$4.50
Stainless EGT Weldment	JB1078	12.00
EGT Weld Bung Cap, Steel	482004	1.00
EGT Probe Ferrule	800TXFN	2.50
EGT Probe Nut	800TXWNUT4	1.50
O2 Weld Bung, Steel	JB1138	8.50
Stainless O2 Weld Bung	JB1079	12.00
O2 Male Plug, Steel	JB1106	8.00
EGT Weld Bung, 1/8"npt	AUT5398	6.00



## Mild Steel Mandrel Bends

18 gauge J bends are available in many combinations of radius, tube diameter and length.



Part No.	Radius	Dia	A	B	Price
12550	2 1/2	1 3/4	6	15	\$25.95
12558	2 1/2	1 7/8	6	15	27.95
12560	3	1 7/8	6	15	27.95
12570	3	2	6	15	27.95
12572	4	2	6	15	27.95
12580	3	2 1/8	6	15	28.95
12582	4	2 1/8	6	15	29.95
12590	3 1/2	2 1/4	6	12	29.95
12592	4	2 1/4	6	15	30.95
12596	3 1/2	2 3/8	6	15	33.95
12597	4	2 1/2	6	15	36.95

## BBC Mild Steel Pro Header Kits

JBRC now offers BBC Pro/Stock Header Kits available in 2 1/4", 2 3/8", 2 1/2" and 2 3/8", 2 1/2" stepped. All kits include 8 Tack Welded Header Tubes, pair of Laser Cut Flanges, Collector Tabs, Bolts and Gaskets. Standard and Merged slip on collectors sold separately.



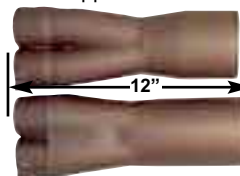
Part NO.	Description	Tube Size	Amount
91410	BBC Strut	2 1/4"	\$339.00
92410	BBC Strut	2 1/4" x 2 3/8"	339.00
93410	BBC Strut	2 3/8"	339.00
94410	BBC Strut	2 3/8" x 2 1/2"	339.00
95410	BBC Strut	2 1/2"	339.00

## Header Studs

Part No. Type Application Price

1001402	Black	SBC	\$59.95
1001403	Black	BBC	79.95
1001411	Black	BBC	129.95

Stepped 3/8-16 to 5/16-24



## Collectors

Standard \$89.00ea.  
Merged to 4 1/2" \$319.00 ea.  
Merged 5" \$349.00 ea.

Part NO.	Description	Tube Size
71240	Standard Collector	2 1/4" x 4"
81245	Standard Collector	2 3/8" x 4 1/2"
91245	Standard Collector	2 1/2" x 4 1/2"
91250	Standard Collector	2 1/2" x 5"
02518	Merged Collector	2 1/4" x 4"
03510	Merged Collector	2 1/2" x 4 1/2"
03519	Merged Collector	2 3/8" x 4 1/2"
14510	Merged Collector	2 1/2" x 5"
14519	Merged Collector	2 3/8" x 5"

## 90° Elbows

Used to direct exhaust away from underside of car. Welds to collector. One elbow does both sides.



Part No. Diameter Price

JBRC1140	4"	\$50.00
JBRC1142	4 1/2"	68.00
JBRC1150	5"	76.00

## FENDER EXIT HEADER RING

Protects paint from burning. 060 aluminum. Mill finish. Can be polished to mirror finish.



Opening Size  
JB-391 8.5" x 6"  
JB-392 6" x 5.5"  
\$30.00 ea.

Order on Line [www.jerrybickel.com](http://www.jerrybickel.com)

(636) 356-4727

# Bottle Mounts

## Nitrous Bottle Mount



Bottle is mounted in a slip-fit cup mount, while the upper portion of bottle is retained by a 360 degree wrap-around retaining ring secured by a T-bolt, making for easy installation and removal. An upper bottle restraint is also included. For 7" Dia bottles. (see page 80 for digital scale for weighing bottles)



Dual **JBRC1028 - \$350.00**  
Single **JBRC1029 - \$225.00**

## Nitrous Bottle Warmers



Three models to choose from. 12-16 volt DC, 120 volt AC or Dual 12-16 and 120 volt. DC watts vary with battery voltage.  
**AN619D** 12-16 volt DC **\$110.00**  
**AN619A** 120 volt AC **110.00**  
**AN719** DC and AD **165.00**

## Hi Flow Nitrous Shut-Off Valve and Gauge



**JBRC5085** Valve, 1/4 npt **\$59.00**  
**JBRC5047** Gauge, 0-1500 **89.00**  
**JBRC-055** Tee, 1/4 npt **8.00**  
**JB-281** Valve Tab **8.00**  
**JBRC5038C** Complete Kit **159.00**



## Nitrous -6 Q/R Couplers

**204-306S** Bottle Nut, w/ Filter **\$42.50**  
**204-406** Q/R Coupler Assy. **75.00**

## Light Weight NOS Bottle Mounts

.500 x .049 4130 Tubing. Can be welded or attached with clevis. For 7" dia. Bottles

**JBRC1163D** Dual **\$425.00**  
**JBRC1163S** Single **\$225.00**



## CO2 Bottle Mount



The lower portion of the CO2 bottle is retained by a slip-fit cup mount. The upper portion of the bottle is retained by a wrap-around band secured by a T-bolt clamp.

**JBRC1105 - 2-1/2# - \$95.00**  
**JBRC1105C - 10 oz - \$55.00**

## CO2 Regulators

**JBRC1105R** 125 psi Regulator Single Ga. **\$89.00**  
**JBRC1105D-100** psi Regulator Dual Ga. **\$69.00**  
**JBRC1105D-125** psi Regulator Dual Ga. **\$69.00**  
**JBRC1105D-150** psi Regulator Dual Ga. **\$69.00**  
**JBRC1105D-200** psi Regulator Dual Ga. **\$69.00**  
**JBRC1105D-250** psi Regulator Dual Ga. **\$69.00**  
**DEDABR** 0-125 psi Adjustable Dual Ga. **\$109.99**  
**JBRC1105N-125** psi NOS Regulator **\$149.00**  
**JBRC5164** High Pressure In-Line Filter **\$49.99**  
**JBRC1105F** 5-125 psi Adjustable Regulator **\$59.00**



## Billet Aluminum CO2 Bottle Knob

10oz CO2 Bottle or 2.5# CO2 Bottle **\$18.95**



## CO2 Bottle Auto Shut-Off Valve

The CO2 "Automatic Shutdown Valve". Hook this up to your ignition switch, and never have to turn the bottle on or off again. Mounts your bottle and regulator, handles up to 3000 lbs of pressure. 12v and 16v compatible.



**JBRC5163**  
**\$119.99**

## CO2 Bottles

10oz CO2 Bottle  
**JBRC1105A - \$65.00**  
2.5# CO2 Bottle  
**JBRC1105B - \$95.00**  
polished 10oz CO2 Bottle  
**JBRC1105AP - \$95.00**  
polished 2.5# CO2 Bottle  
**JBRC1105BP - \$145.00**  
carbon finish 2.5# CO2 Bottle  
**JBRC1105BC - \$149.00**






## Billet Aluminum Bottle Mounts

Available in  
Black  
Anodize  
Add \$4.00



- Perfect for N<sub>2</sub>O, CO<sub>2</sub>, & Fire Bottles.
- New design may be mounted on **JB-349** tab or flat surface.
- Accepted Bar Mount for mounting to round tubing.
- Micro polished 6061-T6 billet aluminum.
- Easy spin knob for quick bottle changing.

**JB-349**  
\$7.95



Part#	Size	Amount
C72-300	.750" D	\$36.95
C72-301	.875" D	36.95
C72-302	1" D	36.95
C72-303	1.125" D	36.95
C72-304	1.250" D	36.95
C72-305	1.375" D	36.95
C72-306	1.500" D	36.95
C72-307	1.625" D	36.95
C72-308	1.750" D	36.95



Available in  
Black  
Anodize  
Add \$4.00

Part#	Size	Application	Amount
C72-101	2" D	10oz CO <sub>2</sub>	46.95
C72-102	2.875" D		46.95
C72-103	3.200" D		46.95
C72-104	3.550" D		46.95
C72-106	4" D	5 lb Fire	49.95
C72-110	4.250" D		49.95
C72-107	4.312" D		49.95
C72-108	4.375" D	2.5 lb CO <sub>2</sub>	49.95
C72-109	4.500" D		49.95
C72-111	5" D		52.95
C72-112	5.100" D		52.95
C72-113	5.250" D	10 lb Fire	52.95
C72-115	6.200" D		67.95
C72-117	6.900" D		67.95
C72-167	1.300" D	5 lb Fire (neck)	49.95
C72-175	1.600" D	10 lb Fire (neck)	49.95

## Billet Aluminum Bar Mounts

- Clamps directly to tubing.
- Accepts Bottle Mounts
- Eliminates the need for welding
- Ideal for add on Accessories

## Large Capacity Oil Overflow Tank



- Use as a remote oil separator
- Designed to be panel-mounted and comes complete with filtered breather
- Dimensions: 4 1/2" dia., 14" w/filter
- Overall
- 1/4" NPT Petcock on bottom
- Accepted by NHRA for Pro/Stock

#12 Inlet **JBRC5046-12**

#16 Inlet **JBRC5046-16**

**\$189.00**

Replacement Filter  
**MOR68816 - \$16.00**

## Transmission Overflow Tank

- 1/4" npt inlet
- 2 1/4-20 mt bungs
- 1/8" npt vent
- Dimensions: 3" dia. 5" high

Tank Only

**JBRC5026**

**\$69.00**

Complete Kit

**JBRC5026K**

**\$79.00**



## T-Bolt Clamps



Clamps feature a T-bolt and trunnion-style latch. Clamps have a 3/4" wide 301

stainless steel band and trunnion, plus a heat treated steel 1/4"-28 T-bolt and nut.

Grip Dimensions	Part No.	Amount
1-1/4" - 1-1/2"	<b>JBRC5900</b>	<b>\$9.00</b>
1-7/8" - 2-1/8"	<b>JBRC5902</b>	<b>10.50</b>
2-5/16" - 2-5/8"	<b>JBRC5904</b>	<b>11.00</b>
2-25/32" - 3-3/32"	<b>JBRC5906</b>	<b>12.75</b>
3-25/32" - 4-3/32"	<b>JBRC5908</b>	<b>13.25</b>
4-9/32" - 4-19/32"	<b>JBRC5909</b>	<b>12.50</b>
4-25/32" - 5-3/32"	<b>JBRC5910</b>	<b>12.50</b>
5-9/32" - 5-19/32"	<b>JBRC5912</b>	<b>13.50</b>
6-9/32" - 6-19/32"	<b>JBRC5914</b>	<b>14.50</b>
6-25/32" - 7-3/32"	<b>JBRC5916</b>	<b>15.50</b>
6-5/16" - 7-1/4"	<b>JBRC5920</b>	<b>15.75</b>
7-7/16" - 7-3/4"	<b>JBRC5922</b>	<b>15.75</b>

## Dry Sump Tank Mount

Constructed of 4130 moly and heliarc welded. Designed to be used with stainless steel T-bolt clamps. Light-weight and strong, bolts to engine plate.



**JBRC5033**  
Straight Mount  
**\$125.00**

Clamps sold  
separately  
[see page 57](#)

**JBRC5033A**  
Angle Mount  
**\$125.00**

## Dry Sump Breather Tank

- Use as a remote breather/oil separator
- Designed to be panel-mounted and comes complete with filtered breather
- Dimensions: 3 1/8" dia., 6 1/2" high w/o filter, 11 1/2" Overall



3/8" NPT inlet

**MOR85470 - \$83.95**

12AN inlet

**MOR85465 - \$86.95**

Replacement Filter (non hooded)

**MOR68815 - \$16.00**

Replacement Filter (half hooded)

**MOR68811 - \$19.00**

**Order on Line [www.jerrybickel.com](http://www.jerrybickel.com)**

**(636) 356-4727**

# BODY PACKAGES

**Body Packages are Available in Fiberglass, Carbon Fiber and Lightweight Carbon Fiber.**

## Fiberglass Body Weight Total: 94lbs.

Constructed from hand laid fiberglass, core-mat and vinyl ester resin. Only the highest quality resin and materials are used for a durable body. Designed as a lower cost alternative to our carbon fiber bodies.

## Standard Carbon Body Weight Total: 64lbs.

Perfect balance of high performance and price. Made from only carbon fiber, core and epoxy, with some Kevlar in choice locations for added impact. These bodies are nearly half the weight of a fiberglass body and are exceptionally stiffer and stronger. The end result is a zero deflecting body that remains aerodynamic and stable above top speeds.

## Light Weight Carbon Body Total: 53lbs.

These are for the True hardcore racer who can appreciate a high quality race car body. Body components are lighter than the SW version without sacrificing strength and stiffness. Extremely durable and can take a beating. Only the best carbon fibers, cores and epoxies are used for these parts. Not only is the part lighter and stronger but the cosmetics are incredible and last for years.

**If your application is not listed Please Call**

1953 Corvette	1970.5 Camaro
1955 Chevrolet	2000-5 Cavalier
1957 Chevrolet	2005-8 Cobalt
1967 Mustang	2002-5 Grand Am
1963 Corvette	2003-9 Stratus
1967 Nova	2005-8 GTO
1968 Camaro	2008-9 GXP
1968 Firebird	2010-3 Mustang
1969 Camaro	2012-13 Avenger
1970 Mustang	2012-14 Camaro



### Racers Carbon/Fiberglass Repair Kits



Have your own composite shop in a box. Each kit comes

all the proper tools to get the job done quickly and correctly. Comes with a technical support sheet to walk you through the steps to repair your race car.

Fiberglass Kit

**JBRC2121FRK - \$179.00**

Carbon Fiber Kit

**JBRC2121CRK - \$279.00**

### Plexus Adhesive



Designed for structural bonding of metal and composite materials. Cure time 45 min.. Has superior bonding adhesion and strength.

Cartridge (Black)

**PLEMA300 - \$62.00**

Cartridge (Clear)

**PLEMA310 - \$62.00**

Dispenser

**JBRC4087 - \$129.00**

Mixing Nozzle

**PLE160-818 - \$4.00**



### West Systems Epoxy Resin

This low-viscosity resin is formulated to be used in composite construction

and repairs the require a high strength moisture resistant coating.

Epoxy Resin (gal)

**WES105-B - \$99.00**

Hardener (qt)

**WES205-B - \$45.00**

Hand Pump Set

**WES301CB - \$15.00**

Carbon Mat (yard)

**JBRC2121CM - \$59.50**



# Body Kits & Mounts

## Front End To Chassis Mount Kit

Because of the unique design of the JBRC fiberglass front end mount kit, removal and installation of the front end is quick and easy. The design eliminates any chance of binding due to the slip in receiver grooves and centering brackets welded to the cross tube. Because it's constructed of rugged, yet light-weight 4130 moly tubing, it offers structural support at critical pressure points on the fiberglass front end. Comes complete with two chassis mounting guides, front end centering tabs, all necessary mount tubing and 4130 chrome moly mounting plates. Welding and fibreglassing necessary.

**JBRC2016 - \$119.00**

Ultra Lightweight, designed for front fuel cell chassis  
**JBRC2016P Pro Front Mount Kit \$189.00**




**Optional Adjustable Tabs**  
JB046B - \$10.00 JB046C - \$9.00



## Front End to Body Mount Kit

This kit provides an excellent way to mount your fiberglass front end at the firewall/cowl and lower fender to rocker areas. Constructed of 4130 moly tubing. The upper bracketry is designed for mounting to forward chassis strut tube and lower bracketry mounts to front side of rocker panel. Kit comes complete with all bent tubing, DZUS plates, springs and large Pro Stock style DZUS fasteners.

**JBRC2015 - \$79.00**



## Door Hinge Mount Kit

The JBRC Door Hinge Kit is designed to be used with after market light-weight fiberglass doors. This kit is constructed of 4130 moly tubing and mounting plates. Our design makes removing and installing of doors easy by lift-off type construction with a unique safety stop which allows the door to be removed only when in an open position. Includes all necessary mounting hardware.

Universal

**JBRC2019 - \$160.00**

Custom Applications

**JBRC2019C - \$250.00**



## '63 Vette Door Hinge Kit



This kit offers same easy door removal and installation as our JBRC2019 kit. Designed with correct hinge geometry allowing door to open away from body. All components fabricated from 4130 material. Includes all necessary hardware

**JBRC2019A - \$175.00**

## Trailer Wall Door Storage Kit

Mounts driver door on trailer wall. Makes loading and unloading your race car easier with door removed.

**JBRC2024 - \$150.00**



## Main Body Mounting Kit

Kit comes with body mounting pads and tubes to mount the roof and quarters to the chassis.

**JBRC2028  
\$159.00**



## Door X Bar Protector

Manufactured from Stainless Steel. Covers the passenger door X and protects it from damage during transmission, bellhousing and clutch removal and installation.

**JBRC3003**  
**\$69.00**



NOTE: Fits 1 1/2" tube and 1 1/4" tube 16" long

## Front End Nose Guard

Protects the front end nose lip of your race car from paint and body damage. Stainless Steel. Requires bending and shaping before installation.

**24" JB-235A - \$39.00**  
**48" JB-235B - \$49.00**

Labor to Fabricated Guard - \$75.00

Most body patterns on file or send your pattern for fabrication

## Carbon Tube Protectors



Wraps around tube, easy to install, protects tube from scratching, comes in 48" lengths. Available to fit 1 1/4", 1 1/2" 1 5/8" and 1 3/4" tubes. Great looking and gives protection to door X and other chassis tubing.

**JBRC2191-size**  
**\$59.00 ea.**

## Outside Door Handle Package

Used with JBRC2020 Door Latch Kit (page 61). Includes JBRC MODIFIED Right and Left Door Handles and Linkage.



Grand Am - Cavalier  
**JBRC2202**

GTO - Cobalt - GXP  
JBRC 2012 Camaro  
**JBRC2202A**

**\$199.00 pair**

## Inside Door Panel Fastener Kit

Kit includes all necessary hardware to fasten inner door panel to inner door. Retaining hardware include plate nuts that fasten to inner side of door skin and allowing easy removal of panel for servicing door handles and latches.

**JBRC2030 - \$59.00**



## Pro/Mod Push-Button Door Release

Want your doors to have the smooth look? The machined aluminum push-button knob is operated via slotted hole cut in door windows. The knob fastens in the upper door frame and provides smooth operation of the linkage rod attached to door latch.

**JBRC2025 - \$69.00**



## Inside Door Handle Kit

This JBRC design fastens to the inside of door panels. This kit includes an aluminum mounting channel, red anodized aluminum handles, linkage rods, quick release linkage ends and fastening hardware.



**JBRC2021 - \$79.00**



## Bow-Tie Inside Door Handle Kit

"Its in the Details" This JBRC design door handle kit mounts to top of door and serves as inside and outside door release. Kit includes fabricated 4130 handle assemblies (can be plated or painted), linkage rods, quick release linkage ends and fastening hardware.

**JBRC2042 - \$119.00**







### Door Latch Kit

This kit is designed for use with fiberglass doors and comes complete with right and left door latches, strikers and mounting hardware. These latches are light-weight in construction, yet offer secure latching.

**JBRC2020 - \$219.00**

### Door Striker Mount Kit

These Striker Mounting Plates offer the solution to mounting striker pins to fiberglass bodies with no inner door jambs. Mounting tubes can be cut to length and bent if necessary to weld chassis. Striker pins bolts in mounting plate hole to offer secure latching of door.



**JBRC2023 - \$39.00**

### Slim-Line Door Latch Kit



Designed for use on doors where door jam width is at a minimum. Only 1.810" wide, allowing for installation on the thinnest door jam applications. Comes with latches, strikers and hardware.

**JBRC2020A - \$69.00**

### Striker Protection Plates



These Stainless Steel Plates bolt to door latches for protection to inner door jamb, paint and provide guide for striker pin and latch.

**JBRC2032 - \$25.00 pr.**  
JBRC2020

**JBRC2032A - \$25.00 pr.**  
JBRC2020A

### Upper Door & Window Latches

Our air-craft style latches secure upper door or window for airtight seal. Designed for flush mount,



positive latching and easy release from inside or outside. Comes with mounting hardware and weld-on chassis loops.

**JBRC2112 - \$189.00**

### Tow Hook Kit

This JBRC kit comes with machined roof post attaching tube to be installed in roll cage. A chrome plated tow hook and quick release pin completes this handy, functional kit.



<b>JBRC2017</b>	3/8" Tow Hook Kit	<b>\$59.00</b>
<b>JBRC2017HD</b>	1/2" Tow Hook Kit	<b>89.00</b>
<b>JBRC2017A</b>	3/8" Chrome Tow Hook	<b>30.00</b>
<b>JBRC2017B</b>	1/2" Chrome Tow Hook	<b>40.00</b>
<b>JBRC-039E</b>	3/8" Push Pull Pin	<b>25.00</b>
<b>JBRC-041A</b>	1/2" Push Pull Pin	<b>35.00</b>
<b>JB1021</b>	3/8" Roll Cage Tube	<b>12.00</b>
<b>JB1076</b>	1/2" Roll Cage Tube	<b>14.00</b>

### Door Safety Strap Kit

Keeps the door from being damaged by being opened too far. Strap attaches to the chassis door bar and a bolt-on bracket fastens to the inner door panel or window frame (Both fasteners included).



**NEW! Stainless Steel Hooks**

Complete Kit  
**JBRC3009K - \$59.00**  
Replacement Strap  
**JBRC3009 - \$18.00**

# Racing Seats & Mounts

## Pour in Place Seat Pad

JBRC now offers an ISP Pour and Place Insert made from **NON-Flammable Memory Foam**

- Offers added driver comfort and safety.
- Controls and isolate body movement.
- "Fingerprint" style puts the driver in the seat the same way, each and every time. This helps the driver focus on the track, not on getting comfortable in the seat.



Installation Kit **JBRC3029** - \$600.00

### Factory Trained Installation

Let us install it for you! **JBRC3029A** - \$1,250.00 Kit and Labor



### Pro Wrap Around Carbon Fiber Seat

This style seat is designed to be used with our Pro chassis. The dragster style design offers maximum safety because the driver is virtually harnessed directly to the chassis.

Carbon Fiber construction makes this seat ultra light yet strong. This wrap around design offers the driver added support for comfort and safety. Optional mounting kit Part # JBRC1054D. Custom Seat Cover, Lumbar Support and Seat

Riser available. (Call for accessories prices).

**JBRC3030** - \$500.00 Carbon/Carbon

**JBRC3030S** - \$400.00 Carbon/Fiberglass



### Carbon Pan Seat

This style seat is designed to be used with our Pro chassis. The dragster style design offers maximum safety because the driver is virtually harnessed directly to the chassis. Carbon Fiber construction makes this seat ultra light yet strong. Back and sides are extra long allowing seat to be trimmed for custom installations. Optional tubular frame kit JBRC1054C.

**JBRC3022** - \$400.00

Carbon/Carbon

**JBRC3022S** - \$300.00

Carbon/Fiberglass

### Safety Harness Mount Kit

Designed for tube chassis, this kit contains threaded weld-in bung and weld-on chassis tabs utilizing 7/16" NAS hardware.

**JBRC1051** - \$39.00



## Two or Three Piece Head Surround System

"NHRA - ADRL Required"

Supports will offer much more head protection side to side, and behind. Custom made for your application and seating position.



Call for pricing



## Head Surround System Clamp Kit

Includes the hardware necessary to mount (2) ISP Head Surround Pads. Choose clamp size.



1/2 Kit Shown in Photo

**JBRC3029CK-1 1/4"** \$79.00

**JBRC3029CK-3/4"** \$79.00

**JBRC3029CK-1"** \$79.00

## Door Seat Kit & Pad

Removable door X seat kit with pad. Improves comfort and visibility when towing car



through the pits.

**JBRC3035** - \$99.00

## Aluminum High Back Seat

Made from 5052 grade .090 aluminum. Overall size is 32" tall and 18" wide. Constructed with shoulder harness and lap belt openings and available with optional black vinyl padded cover.



Seat **JAZ-120-300-03** - \$169.95

Seat Cover **JAZ-150-301-03** - \$80.95

## Seat Mounting Kits

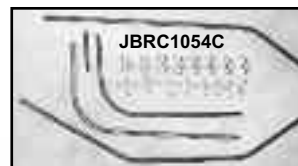
Designed to be used when mounting our carbon fiber seat in a pro chassis. Seat attaches with DZUS fasteners. All necessary hardware included.



**JBRC1054** (3018 seat) - \$75.00

**JBRC1054C** (3022 seat) - \$50.00

**JBRC1054D** (3030 seat) - \$50.00





# Carbon Fiber Wheel Tubs



Must ship truck  
freight additional  
\$20.00 box charge

**NHRA** Approved Carbon Fiber Wheel Tubs. One Piece Construction. Manufactured from carbon fiber, e-glass and fire resistant resin. Carbon construction makes tubs extremely light. The unique "D" shape design allows the largest tire without sacrificing aero drag. Tough inner liner adds strength while offering protection from rock damage. When attached to the inner quarter panel this tub makes the rear area of the body extremely strong. Pro dimensions 46" diameter, 24" height and 29" wide. 10.5 dimensions 40" diameter, 24" height and 25" wide. Mini dimensions 36" diameter, 23" height and 24" wide.

**No Comparison the Highest Quality Construction on the Planet**

## One Piece Carbon/Composite Wheel Tubs

### Carbon

36" Mini **JBRC2113C** \$850.00 PR  
40" 10.5 **JBRC2114C** \$900.00 PR  
46" Pro **JBRC2115C** \$1050.00 PR

### Composite

36" Mini **JBRC2113S** \$600.00 PR  
40" 10.5 **JBRC2114S** \$650.00 PR  
46" Pro **JBRC2115S** \$750.00 PR

## V-Net Universal Dash



Universal dash is designed to fit the Racepak V-net Digital Dash unit exactly, but also fits standard 2-5/8" gauges. Comes with universal end caps to attach to dash after it is fit to chassis. 55 1/2 x 14 x 4

Fiberglass **JBRC3040F** \$350.00

Carbon **JBRC3040C** \$495.00

## Universal Composite Dash's

Composite dash can be trimmed-to-fit most tube chassis cars. Can be installed to **DZUS** in/out. The instrument area has space for use with **JBRC** gauge panel mount. Other Dashes Available call. 2012 Camaro now available.



67-69 Camaro  
**JBRC3019** \$350.00

55"




TRUCK  
**JBRC3020** \$250.00

55"



CAR  
**JBRC3021** \$375.00

53"



CAVALIER/COBALT/GTO  
**JBRC3027** \$325.00

55"



GRAND A/M  
**JBRC3028** \$325.00

55"

## Dash Gauge Panels

Description	Material	Part No.	Amount
3 Gauge Dash Panel	.060 Alu	<b>JB-026</b>	\$20.00
4 Gauge Dash Panel	.050 Moly	<b>JB-027B</b>	19.00
5 Gauge Dash Panel	.050 Moly	<b>JB-027A</b>	19.00
5 Gauge Dash Panel	.050 Moly	<b>JB-027</b>	19.00
<b>JBRC3028</b> 5 Gauge	.060 Alu	<b>JB-209</b>	30.00
<b>JBRC3027</b> 5 Gauge	.060 Alu	<b>JB-216</b>	30.00
<b>JBRC3028</b> 6 Gauge	.060 Alu	<b>JB-226</b>	30.00
6 Gauge Dash Panel	.060 Alu	<b>JB-295</b>	30.00
Racepak Ultra (bow tie)	.060 Alu	<b>JB-295A</b>	30.00
Racepak Ultra	.060 Alu	<b>JB-296</b>	25.00



JB-026



JB-027B



JB-027A



JB-027



JB-209



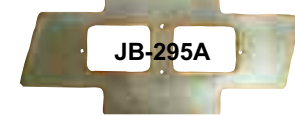
JB-216



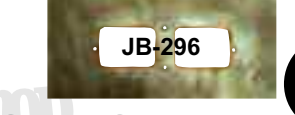
JB-226



JB-295



JB-295A



JB-296

Order on Line [www.jerrybickel.com](http://www.jerrybickel.com)

(636) 356-4727

# Carbon Fiber Components

## Carbon Fiber/Composite Interior Components

Save fabrication time and anodizing or powder coating expense of aluminum panels. Add styling, weight savings to your cars interior with our carbon fiber interior kit. Manufactured using fire resistant resin required for acceptance from NHRA and ADRL. Professional look, light weight, durable and easy to maintain.

## Carbon Fiber/Composite Tunnel Kit

Same components used in complete interior kit. Trim fit these panels to your chassis for the professional look. Secure to chassis with dzus fasteners. Includes 6pc.



**JBRC2130 Carbon \$1,350.00**  
**JBRC2130S Composite \$1,050.00**

## Professional Snips

Cut sheetmetal and carbon like the pros. These professional snips will make your trimming jobs look great.



R-L pair **JBRC4019 \$69.00**

## Carbon Fiber Bonnet Window

**JBRC2120C Carbon \$225.00**

Can be trimmed to make access window any size desired.



## Carbon Tube Protectors

Wraps around tube, easy to install, protects tube from scratching, comes in 48" lengths.



1 1/4" - 1 1/2" - 1 5/8" - 1 3/4"  
**JBRC2191 - \$59.00 ea.**

## Carbon Fiber/Composite Universal Trunk Belly Pan Kit




Formed carbon panels complete trunk floor from wheel tubs to rear bumper panel. Center panel fits wheelie bar opening in bumper. (5 pieces)

**JBRC2142C Carbon \$750.00**  
**JBRC2142S Composite \$550.00**

## Carbon Fiber Composite Sheet

Sheet material used to fabricate floor pans, door panels, etc. Trim to fit and dzus in place.



4' x 8' Carbon Sheet (6lbs)  
**JBRC2121FS - \$1,080.00**  
 Carbon Sheet per Sq. Ft.  
**JBRC2121 - \$37.50**

4' x 8' Carbon/Glass Sheet (12lbs)  
**JBRC2122FS - \$540.00**  
 Carbon/Glass Sheet per Sq. Ft.  
**JBRC2122 - \$18.75**

## Engine Oil Containment Pan



Replacement  
Absorbent Pads  
16"x 16"  
STD1015  
\$6.00 ea.

Carbon Fiber Engine Diaper (NHRA accepted). 22 3/8" wide. 35" or 63" long. Attaches to frame with 6 Dzus fasteners, Dzus Tabs and Oil absorbent pad. Complete Kit

**JBRC2182C**

**\$1,050.00**  
 Custom widths 17 3/4" and 19 1/2"

## Engine Belly Pan

Carbon Fiber construction



designed to wrap half way around JBRC frame rails sealing up engine compartment to mid plate.

**JBRC2180C - \$650.00**

## Transmission Belly Pan

Carbon Fiber construction designed to wrap half way around JBRC frame rails sealing up midplate to rear crossmember.

**JBRC2181C - \$750.00**





# Scoops & Accessories

## Mach-10



This "D" shaped inlet has shown performance gains in some applications. The increased volume of the inlet has been an advantage in the higher density altitude situations. The inlet opening has improved flow to carbs because of the flat floor. Wind tunnel tests show extremely low drag coefficient. Increased roof radius for better visibility.

<b>JBRC2160</b>	
Opening	7 1/4
OAL	47 1/2
Width	14 1/2
Height	15

**JBRC2160 \$350.00**

**Carbon Up-Grade \$300.00**

## Mach- 20



This "D" shaped inlet has shown performance gains in some applications. 4.5" Wider than the Mach-10. The increased volume of the inlet has been an advantage in the higher density altitude situations. The inlet opening has improved flow to carbs because of the flat floor. Wind tunnel tests show extremely low drag coefficient. Increased roof radius for better visibility.

<b>JBRC2161</b>	
Opening	7 1/2
OAL	47 1/2
Width	19
Height	14

**JBRC2161 \$375.00**

**Carbon Up-Grade \$300.00**

## F-1


Computer designed inlet offers less drag and better air flow. Wind tunnel tested show a very low coefficient of drag. The JBRC2119I is designed for IHRA Pro Stock-Pro Modified, 18" wide base to accommodate split dominator carbs and nitrous solenoids.

<b>JBRC2119</b>	NHRA	<b>\$325.00</b>
<b>JBRC2119PM</b>	Pro/Mod	<b>375.00</b>
<b>JBRC2119I</b>	IHRA	<b>375.00</b>
<b>JBRC2119IS</b>	IHRA (low back)	<b>375.00</b>

<b>JBRC2119</b>	
Opening	8 1/4 x 7
OAL	47 1/2
Width	14 1/4
Height	13

**Carbon Up-Grade \$300.00**

<b>JBRC2119 I</b>	
Opening	8 1/2 x 7 1/4
OAL	47 1/2
Width	17
Height	15



<b>JBRC2119PM</b>	
Opening	8 1/2 x 11 1/2
OAL	47 1/2
Width	18
Height	15 1/2

<b>JBRC2119IS</b>	
Opening	8 1/4 x 7
OAL	47 1/2
Width	17
Height	17

## Sportsman F-1

Designed for sportsman classes. Rear of scoop rolled down for greater driver visibility.

**JBRC2119S Sportsman F-1 \$325.00**

<b>JBRC2119S</b>	
Opening	8 1/4 x 7
OAL	47 1/2
Width	14 1/4
Height	12 3/4



<b>JBRC548C</b>	
Opening	7 1/2 x 8 3/4
OAL	55
Width	18
Height	18 1/2



<b>JBRC546C</b>	NHRA	<b>\$350.00</b>
<b>JBRC547C</b>	IHRA	<b>350.00</b>
<b>JBRC548C</b>	Pro/Mod	<b>500.00</b>

Shown Below

**Carbon Up-Grade \$300.00**

<b>JBRC547C</b>	
Opening	7 1/2 x 8 3/4
OAL	47 1/4
Width	18
Height	15 1/4

## D-Opening

This "D" shaped inlet has shown performance gains in some applications. The increased volume of the inlet has been an advantage in higher density altitude situations. The inlet opening has improved flow to carbs because of the flat floor. Wind tunnel test show extremely low drag coefficient.



# OK HERE IS THE INSIDE




## SCOOP!

**Leave the Assembly to Us \$595.00**

### Scoop Inner Pan

The inner pan fiberglasses to the inside of the hood scoop providing a mounting surface for the isolator tray. Rear wall has a radius bend for improved air flow.



18" X 42" JBRC2003 \$50.00  
20" X 42" JBRC2003-20 \$50.00

### Scoop Plugs

Prevent damaging debris from entering your engine with the use of our scoop plug. Available for all JBRC style scoops. For scoop plug part number add "P" to suffix of scoop part number.

**\$39.00**



### Hood Scoop Opening Trim

Finishes hood scoop opening cutout. Protects scoop during front end removal and installation.


**Trix 1001**  
**.95 per ft.**



### Velocity Stacks

Custom spun aluminum velocity stacks fit standard and dominator Holley carbs. Ideal for use in mounting isolator trays in air boxes and scoops.

Std JBRC2036 \$39.00  
Dom JBRC2037- \$39.00



### Millennium-02

NHRA Scoop Glass JBRC2117 \$350.00

IHRA Scoop Glass JBRC2117I 375.00



JBRC2117  
Opening 5 X 10 1/2  
OAL 47 1/2  
Width 15 1/2  
Height 12

JBRC2117I  
Opening 5 x 11 1/4  
OAL 47 1/2  
Width 17 1/2  
Height 12

### Custom Carb Isolator Tray


This tray incorporates a unique bell-formed 1/2" radius inlet for improved air flow and is available for single or dual dominators, Holley standard single or dual 4-barrels carbs. Must specify carb size and centers. 16" X 24"

Single Dual  
JBRC2004A - \$50.00 JBRC2004 - \$75.00



### Carbon Isolator Tray for 8" 7390 Carbs

Carbon tray fits Braswell 7390 carbs. Step in tray allows to be cut and flush fit for any carb center application.



**JBRC2164**  
**\$220.00**

### Scoop to Carb DZUS Fastener Kit

Completely fabricated on DZUS mounting end with threaded portion left in kit form for custom dimensioning. DZUS fasteners included.

1/4" JBRC2007  
**\$29.50**

5/16" JBRC2008  
**\$29.50**



### Scoop Support Rod Kit

Designed to mount scoop directly to engine via support rods. Completely adjustable. Kit comes with 4 adjustable rods and all mounting hardware.

**JBRC2027 \$89.00**






# Parachutes & Accessories

## Parachutes

- Spring Pilot Deployment
- Air Launcher Deployment
- Spring Launcher Deployment
- Custom Embroidery Available
  - Fire Proof Pack
- Red, Blue, Black in Stock
- Custom Colors Available



## Spring Launcher Wrench (15/16")



Makes winding the spring in easy. Long speed handle design, clears wing spill plates. Chrome plated finish.

**JBRC4033 \$49.00**

(Specify Single or Dual Chutes)

## Spring Launcher



## How To Figure What Size Chute is Right for Your Car

$$\frac{(\text{weight in lbs. of car}) \times (\text{speed in mph})}{1000}$$

EXAMPLE:  $\frac{1600 \times 150}{1000} = 240$

This is the MAX limit for S/C. If you have a higher number than this, you must move to a stronger chute.

S/C 240 or less Part # 400  
 S/G 330 or less Part # 410  
 C/E 400 or less Part # 420  
 P/S 460 or less Part # 430

## Air Launcher

### Air Launcher Aluminum Backing Plate

007 Small 7"x7"

\$28.00

009 Large 9"x9"

\$28.00

### Air Launcher Aluminum Plunger Plate

006 6"

\$28.00



## RBF Red Flag

with Pin

475

\$17.00

## Parachutes

400 Super Comp.....\$325.00  
 410 Super Gas .....\$360.00  
 420 Comp Eliminator .....\$395.00  
 430 Pro Stock/Mod .....\$415.00  
 430L Chute Launcher(ea)..\$770.00

NOTE: 430L Available Air or Spring, Small or Large, Single or Dual

## Chute Maintenance Components

4051	Launcher Deployment Bag Small Chute	\$85.00
4053	Launcher Deployment Bag Large Chute	85.00
4061	Deployment Bag (std pilot) 400 & 410	52.00
4063	Deployment Bag (std pilot) 420 & 430	52.00
471	Pilot Chute (std pilot) 400 & 410	85.00
472	Pilot Chute (std pilot) 420 & 430	90.00
4731	Chute Pack (std pilot) 400 & 410	63.00
4733	Chute Pack (std pilot) 420 & 430	63.00
4734	Chute Pack (launcher) (small or large) (spring or air)	63.00
022	Aluminum Disc for Spring Launcher	28.00
006	Aluminum Disc for Air Launcher	28.00
007	Aluminum Plate for Air Launcher (small)	28.00
009	Aluminum Plate for Air Launcher (large)	28.00
028	Replacement Cylinder for Air Launcher	70.00

Order on Line [www.jerrybickel.com](http://www.jerrybickel.com)

(636) 356-4727



### Simpson Parachutes

<b>42020</b>	10' Skyjacker (Black Pack) .....	<b>\$399.95</b>
<b>42038</b>	8' Outlaw (Black Pack) .....	<b>599.95</b>
<b>42060</b>	12' Crossform (Alu Pack) .....	<b>499.95</b>
<b>42084</b>	10' Nomex Pack Only .....	<b>99.95</b>
<b>42085</b>	Pilot Chutes (all models) .....	<b>99.95</b>
<b>42086</b>	10'Nylon Pack Only .....	<b>99.95</b>
<b>42087</b>	12' Aluminum Pack Only .....	<b>99.95</b>
<b>42088</b>	12' Nomex Pack Only .....	<b>99.95</b>



#### 8' Outlaw

4 Lightweight kevlar shroud lines makes this the #1 choice for reducing weight 7#. Color Black.

#### 10' Sky Jacker

Handmade crossform design for cars up to 200 mph. Complete with black nylon pack and pilot chute. Colors, Black, Blue and Red.

#### 12' Cross Form

Handmade crossform design for cars up to 300 mph. Complete with aluminized pack and pilot chute. Colors, Black, Blue and Red.

### Simpson/JBRC Parachutes



<b>JBRC5495S-ALC</b>	Complete Small Air Launcher Chute	<b>\$749.00</b>
<b>JBRC5495L-ALC</b>	Complete Large Air Launcher Chute	<b>\$799.00</b>
<b>JBRC5495S-SLC</b>	Complete Small Spg Launcher Chute	<b>\$749.00</b>
<b>JBRC5495L-SLC</b>	Complete Large Spg Launcher Chute	<b>\$799.00</b>

### Chute Maintenance Components

<b>JBRC5493S</b>	Small Chute #& D-Bag (air or spring)	<b>\$460.00</b>
<b>JBRC5493SL</b>	Large Chute #& D-Bag (air or spring)	<b>496.00</b>
<b>JBRC5491-SAP</b>	Small Air Chute Pack	<b>69.00</b>
<b>JBRC5491-LAP</b>	Large Air Chute Pack	<b>79.00</b>
<b>JBRC5492-SAP</b>	Small Spring Chute Pack	<b>69.00</b>
<b>JBRC5492-LAP</b>	Large Spring Chute Pack	<b>79.00</b>
<b>JBRC5494S</b>	Small D-Bag (air or spring)	<b>79.00</b>
<b>JBRC5494IL</b>	Large D-Bag (air of spring)	<b>89.00</b>



#### Chute Mount Kits

Constructed of light-weight 4130 moly tubing, our kit is designed for quick removal. Chute mount is retained by push/pull hitch pins and chute cord fastening bolt. Kit comes with necessary mounting hardware and is completely welded.

Single - **JBRC2009** - **\$120.00**



Specify  
Chute  
Size  
When  
Ordering

Large Dual - **JBRC2010-9** **\$200.00**  
Small Dual - **JBRC2010-7** **\$200.00**

### Single & Dual Cord Pull Mounts


Kits come completely welded with NAS bolt hardware and nylon bushing.

Single **JBRC2009A** - **\$55.00**  
Dual **JBRC2010A** - **\$85.00**

### Single & Dual Bumper Reinforcement Plates

Reinforces bumper at chute attachment point. Prevents fiberglass from cracking in this area.

Single **JB-073** - **\$8.00**  
Dual **JB-073A** - **\$10.00**





## Chute Cable Kit


The **JBRC** Pro chute cable kit includes a 12' red cable, cable clip, anodized aluminum release handle, cable ball joint, handle mounting tab, nylon cable clamps, rubber grommets for body panels and cable end cap. This is truly a complete, professional kit! Also available in dual design.

Single - **JBRC2011** - \$82.00  
Dual - **JBRC2011A** - \$127.00



## Chute Cable Accessories

- |                          |                 |         |
|--------------------------|-----------------|---------|
| 1. Chute Handle          | <b>JBRC5094</b> | \$19.00 |
| 2. Dual Cable Clip       | <b>JBRC5091</b> | 29.50   |
| 3. Single Cable Clip     | <b>JBRC5090</b> | 12.50   |
| 4. Aluminum Cable Clamp  | <b>JBRC5095</b> | 10.00   |
| 5. 10/32 Linkage End     | <b>A31799</b>   | 9.00    |
| 6. Chute Cable End Cap   | <b>JBRC5092</b> | 7.95    |
| 7. 10/32 Threaded Clevis | <b>JBRC5096</b> | 12.50   |
| 8. Strap Cable Clamp     | <b>JBRC5097</b> | 6.50    |
| 9. 12' Chute Cable       | <b>JBRC5093</b> | 33.00   |
| 10. Pro Chute Handle     | <b>JBRC5098</b> | 25.00   |



## Morse Cables

Cables are ideal for throttle, fuel shut off, shifter and parachute release. 10-32 thread on both ends of cable.



Part No.	Length	Price
<b>JBRC5103</b>	3'	\$33.00
<b>JBRC5104</b>	4'	34.00
<b>JBRC5105</b>	5'	35.00
<b>JBRC5106</b>	6'	36.00
<b>JBRC5107</b>	7'	37.00
<b>JBRC5108</b>	8'	38.00
<b>JBRC5109</b>	9'	39.00
<b>JBRC5110</b>	10'	40.00
<b>JBRC5111</b>	11'	41.00
<b>JBRC5112</b>	12'	42.00
<b>JBRC5113</b>	13'	43.00
<b>JBRC5114</b>	14'	44.00
<b>JBRC5115</b>	15'	45.00
<b>JBRC5116</b>	16'	46.00
<b>JBRC5117</b>	17'	47.00
<b>JBRC5118</b>	18'	48.00
<b>JBRC5119</b>	19'	49.00
<b>JBRC5120</b>	20'	50.00

## Lightweight 12' Black Chute Cable



**JBRC5088**  
\$30.00  
Chute Cable  
**JBRC5087**  
\$7.95  
End Cap

## Carbon Fiber Chute Handles

1083C Single \$49.95  
1084C Dual \$49.95



## Air Bleed Off Valves

**JBRC-056A** 1/4"NPT \$24.00  
**JBRC-056B** 1/8"NPT \$24.00



## Pneumatic Parachute Release

Our Air Chute Release allows driver to keep both hands on the steering wheel and still deploy the chutes.



Cables and Release  
Handle Sold Separately  
Not Included in Kit

Simply press the steering wheel button to activate the system.

**JBRC5086**  
\$179.00

## Air Chute Launcher Remote Air Supply On/Off Valve

Designed to be mounted at rear of car. Allows air supply to be cut off to launcher while packing chute and prevents accidentally deploying chute. Kit comes complete with necessary hardware to remote mount valve.



**JBRC2033** - \$99.00



## Transmission Blankets

Stroud Safety builds SFI approved transmission blanket for all types of transmissions. Designed to be the easiest to install, remove and to clear as many of the accessories on the transmission as possible. Light weight Kevlar available Call.

**STD510** Lenco 3-Speed - \$283.00  
**STD511** Lenco 4-Speed - \$325.00  
**STD512** Lenco 5-Speed - \$367.00

## Engine Diaper

Stroud Safety SFI approved Engine Diapers available for all engine and oil pan combinations, for all class requirements.



**STD1000** Engine Diaper \$535.00

Containment Pan Liners SFI 7.1  
**STD 1020-JBRC** \$1,300.00

Order on Line [www.jerrybickel.com](http://www.jerrybickel.com)

(636) 356-4727

# Wings & Hardware

## Custom Pro Wings



Our Custom Pro Wing Kit is the same wing used on cars manufactured at the **JBRC** chassis shop. To insure proper air flow for chute deployment, the wing is fabricated with three NACA ducts. Available in most pro applications, includes all necessary mounting hardware and adjustable wing support kit. The standard wing is a 14" long, but other custom lengths are available.

Includes Pro Wing Support Kit (JBRC2013)



Custom Flat Wing **JBRC2012** from \$495.00

Custom Rolled Wing **JBRC2012R** from \$695.00

## Pro Wing Support Kit

Our kit consists of complete 4130 moly tube assemblies, upper wing supports, rod ends, bumper/wing strut mounts and quick pins. Wing supports are adjustable to 15 different positions. Kits are complete with all attaching hardware.



**JBRC2013 \$219.00**


Up-Grade to Aluminum Support Rods  
Add \$40.00

## Sportsman Wing Kit

Measures 60" long and 14" wide. Easily fit to almost any race car. Mounts to deck lid with aluminum hinge allowing wing to be adjusted to increase down force for track stability. Side plates extra long for custom fitting to your quarter panel. Stamped with NACA ducts to insure proper chute deployment. Comes with stainless button head fasteners and lock nuts.

Includes Sportsman Wing Support Kit (JBRC2013A)

**JBRC2012A -\$249.00**




## Custom Pontiac, Chevrolet & Ford Wing Support Kits

• Includes same hardware as in JBRC2013

**JBRC2013C Chevrolet \$239.00**

**JBRC2013P Pontiac 239.00**

**JBRC2013M Mustang 239.00**



## Carbon Universal Wing

Main body features radiused wicker, 16" at center and 13" at sides. Includes spill plates with mounts. 16" x 63" overall, can be trimmed to fit your application. Side plates come extra long for custom fitting to your quarter panel. (wing support kit not included)

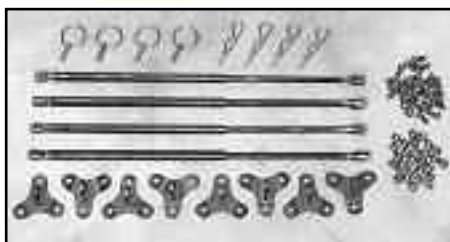
**JBRC2012C \$399.95**




## Sportsman Support Kit

**JBRC2013A**

**\$159.00**







**Pro Mod  
Support Kit  
JBRC2013B  
\$159.00**



**Pro Mod Wicker  
Bill Support Kit  
JBRC2014  
\$249.00**

### Spill Plate Support Kit

This kit is designed to pull the wing side spill plate in to fit tight to the quarter panel/tail lights. Makes this transition much more aero friendly. Comes with all attaching hardware and adjustable components.



**JBRC2013SPS  
\$139.00**

Pro Mod kits attaches to wing deck and  
adjusts gurnie lip wicker bill.

### Wing Hardware

Description	Part #	Price
1. Aluminum Piano Hinge (6')	JBRC5025	\$30.00
2. Push-Pull Pin	JBRC-036B	12.50
3. Detent Pin	JBRC-036	3.00
4. Stainless Hitch Pin (.500)	JBRC-073	.85
5. Upper Wing Clevis	JBRC-072	8.00



### Wing & Window Frame Plates

Part #	Description	Price
1. JBRC2013LC	Bumper Plate (2013C)	\$18.00
2. JBRC2013LM	Bumper Plate (2013M)	18.00
3. JBRC2013LP	Bumper Plate (2013P)	18.00
4. JBRC2013LA	Bumper Plate (2013A)	9.00
5. JBRC2013L	Bumper Plate (2013)	12.00
6. JB-017 R/L	Wicker Adjust Tab (2013B)	6.00
7. JB-214	Wing Support Strut Tab	5.00
8. JB-213	Chev Window Frame Plate	7.50
9. JB-211	Pontiac Window Frame Plate	7.50
10. JB-119	Window Frame Support Plate	3.00



### Wing Female/Male Support Rods

Description	Part #	Price
1. Female Support Rod (2013A)	JBRC2013AF	\$16.00
2. Male Support Rod (2013A)	JBRC2013AM	14.00
3. (Alu) Female Supt Rod (2013)	JB1128	24.00
4. Female Support Rod (2013)	JBRC2013F	18.00
5. Male Support Rod (2013)	JB1044	9.00
6. Alu. Male Support Rod (2013)	JB1044A	12.00



Desc.	Part #	Thread	Hole		Price
1. Rod End	AURCB-3	10-32LH	10-32		\$5.63
1. Rod End	AURCM-3	10-32RH	10-32		5.63
Desc.	Part #	Thread	Hole	Slot	Price
2. Threaded Clevis	JBRC5872R	10-32RH	10-32	1/8"	12.00
2. Threaded Clevis	JBRC5872L	10-32LH	10-32	1/8"	12.00
Desc.	Part #	Tube Size	Hole	Slot	Price
3. Weld Clevis	JB1097	1/4"x.049	3/16"	1/8"	9.00
3. Weld Clevis	JB1098	3/8"x.049	3/16"	1/8"	9.00
Desc.	Part #	Thread	Tube Size		Price
4. Tube Adapter	JBRC5800R	10-32RH	3/8"x.058		6.00
4. Tube Adapter	JBRC5800L	10-32LH	3/8"x.058		6.00

### Wing Rod Ends, Clevis & Tube Adapters



# Windows & Accessories

## The One Stop Window Shop

### JBRC Premium Molded Lexan® Windows

JBRC uses only the highest quality Lexan® Polycarbonate material, manufactured to our specifications. Our state-of-the-art molding process insures that JBRC Premium Molded Windows provide optical quality vastly superior to that obtained by conventional methods. Our windows are the ultimate in optics, aerodynamics, stock appearance and easy installation.

## Individual Molded Windows

**NOTE: All Kits Ship UPS**



**Quarter Windows**  
FROM \$260.00 pr.



**Door Windows**  
FROM \$290.00 pr.



**Molded Windshields and Rear Windows**  
FROM \$330.00

## Complete Window Kits

**SAVE: Complete Kit Pricing has a 10% Discount**

**NOTE: Windows are molded to factory shapes, some applications not requiring this have non molded window included.**

55-57 Chevrolet	\$800.00
1963 Chevrolet Corvette	800.00
67-69 Chevrolet Camaro	750.00
1970.5 Cynergy Camaro	890.00
82-92 Chevrolet Camaro	755.00
93-02 Chevrolet Camaro	900.00
2011-4 Chevrolet Camaro	1,100.00 • +
2000-5 Chevrolet Cavalier	1,100.00 •
2005-8 Chevrolet Cobalt	1,100.00 • +
98-02 Chevrolet S-10	750.00
88-00 Oldsmobile Cutlass	1,100.00
82-92 Pontiac Firebird	755.00
93-02 Pontiac Firebird	900.00

- Only available with 3/16" Windshield
- + Available pre-fit add \$100.00

02-05 Pontiac Grand Am	1,100.00 •
2005-7 Pontiac GTO	1,100.00 • +
2008-9 Pontiac GXP	1,100.00 • +
90-96 Ford Probe	990.00
2003 Ford EXP	990.00
94-04 Ford Mustang	990.00
05-09 Ford Mustang	990.00
2010-3 Ford Mustang	1,150.00 •
95-98 Dodge Avenger	1,000.00
00-03 Dodge Neon	950.00
03-09 Dodge Stratus	1,200.00
98-02 Dodge Dakota	750.00 •
2010-2 Dodge Avenger (pre-fit)	1,000.00 •

Add \$50.00 to any kit to up-grade to 3/16" Windshield

Other applications available, if you don't see your car listed call.

### Flat (unmolded) Sheets of Polycarbonate

Part #	Thick	Size	Coating	Price
WINFUS-6301	1/8"	32"x72"	Mar Resistant	\$190.00
WINFUS-6301	1/8"	36"x72"	Mar Resistant	220.00
WINFUS-6301	3/16"	36"x72"	Mar Resistant	250.00
WINLEXAN-1/8	1/8"	12"x12"	Mar Resistant	11.95
WINLEXAN-3/16	3/16"	12"x12"	Mar Resistant	13.95

Custom sizes available call for pricing.

### Custom Window Graphics

Custom window vinyl graphics with reverse application for installation on the inside of the windows. Kit includes 2 x Drivers name, 4 x Class and 4 x Class number.


**JBRC5062 - Kits Start From - \$80.00**

**JERRY BICKEL**  
**PRO S/G T/S**  
**PRO MOD PRO MOD**  
**0 1 2 3 4 5 6 7 8 9**





## Door Window Frames



Okay, you've purchased the door windows. Now are you wondering how to mount them to your fiberglass or steel doors to look and fit like a professional did it? This **JBRC** kit is the solution to this problem. We offer custom built window frames for your body style instead of a universal kit that will not properly fit your application. Each kit includes formed 4130 moly tubing with welded window attaching tabs, braces and mounting hardware necessary to custom fit frames to doors and a working blue print for easy installation. **JBRC2018 - \$179.00 pr.**

### Window Frame Application Chart

AMX 68-70	Coronet 68-69	Monza
Avenger	Corvette 84-93	Mustang 64-94
Barracuda 67-69	Cutlass 81-87	Mustang F/B 68-69
Camaro 67-99	Dart 69-70	Nova 63-67
Camaro 2012	Daytona	Omni
Cavalier	Duster	Probe
Charger 66-67	Firebird 67-99	Regal 81-87
Chevelle 64-70	Lumina	<b>NOTE: If your application is not listed we will fabricate frames from your pattern</b>
Chevrolet 55-57	Malibu 70-82	
Chevrolet 62-64	Monte Carlo	

## Window Installation Kit



This kit is designed for installing front and rear windows allowing factory mounting window lips to be

retained, providing a professional looking flush mount window installation. Kit includes 15' of 1/4", 3/8", 1/2" or 3/4" thick rubber, 50 8-32" x 1" stainless steel flat head countersunk machine screws, 50 8-32" lock nuts, 1 tube rubber strip adhesive and installation instructions.

**NOTE: Rubber spacer available separate**

1/4" Rubber Kit	<b>JBRC5018</b>	<b>\$49.00</b>
3/8" Rubber Kit	<b>JBRC5019</b>	<b>52.00</b>
1/2" Rubber Kit	<b>JBRC5020</b>	<b>59.00</b>
3/4" Rubber Kit	<b>JBRC5021</b>	<b>59.00</b>



## Upper Door & Window Latches

Our aircraft style latches secure upper door or window for airtight seal. Designed for flush mount, positive latching and easy release from inside or outside. Comes with mounting hardware and weld-on chassis loops.

**JBRC2112 - \$189.00**

The Right Tool for the Job



## Screw Countersink Tool

This aircraft countersink tool has been re-designed by **JBRC** to accommodate **82 degree** automotive fasteners. The adjustable depth setting makes it easy and fast to precisely countersink window screws to proper flush mounting depth.

Description	Degree	Part No.	Amount
C/S Tool & Bit (#8)	82°	<b>JBRC4003</b>	<b>\$65.00</b>
Counter Sink Tool - Adj		<b>JBRC4003A</b>	<b>45.00</b>
C/S Bit (#8)	82°	<b>JBRC4003F</b>	<b>20.00</b>

## Installation Fastener Hardware

Countersunk Allen (stainless) Black Oxide			Countersunk Allen (stainless)		
Part #	Description	Price	Part #	Description	Price
<b>Fas-005</b>	8/32 x 1/2	.30	<b>Fas-001</b>	6/32 half nut	.10
<b>Fas-006</b>	8/32 x 3/4	.35	<b>Fas-002</b>	8/32 half nut	.12
<b>Fas-073</b>	8/32 x 1	.35	<b>Fas-004</b>	8/32 x 1/2	.25
<b>Fas-075</b>	8/32 x 1 1/4	.40	<b>Fas-014</b>	6/32 x 3/8	.20
<b>Fas-132</b>	6/32 x 3/8	.25	<b>Fas-020</b>	6/32 x 1/2	.20
<b>Fas-133</b>	6/32 x 1/2	.30	<b>Fas-021</b>	6/32 x 3/4	.25
<b>Fas-134</b>	6/32 x 3/4	.35	<b>Fas-029</b>	8/32 x 3/4	.30
			<b>Fas-030</b>	8/32 x 1	.30
			<b>Fas-074</b>	8/32 x 1 1/4	.35



## Stainless Window Fastener Hardware Package


100 SS 8/32 Screws & Nylock Nuts

**\$40.00**

100 Black Oxide SS 8/32 Screws & Nylock Nuts

**\$50.00**

## Window Mounting Tabs



NO.	Description	Part #	Amount
1	Tab 3/16 Hole	<b>JB-C</b>	<b>\$1.60</b>
2	Tab 3/16 Hole	<b>JB-112</b>	<b>1.50</b>
3	Tab 3/16 Hole	<b>JB-091</b>	<b>2.50</b>
4	Plate 3/16 Hole	<b>JB-119</b>	<b>3.00</b>
5	Window Strip 3/16 Holes 4" © to © Tabs 6' long	<b>JB-133</b>	<b>18.00</b>

## DIAL-IN

Drag Racers know the problems of using shoe polish on their windows. It's messy and difficult to remove or change between rounds. Dial-In™ dries bright white and wipes off easily with a dry rag. Lexan® is safe.

**GED916**

**\$7.00**



## Clear Plastic Cleaner & Polish

For polycarbonate window care. Specially formulated to remove dirt from windows without streaking by using an anti-fogging/anti-static formula that repels dust and restores optical clarity. One-step action saves maintenance time and window surfaces. 13 oz.

**PLE20214 - \$21.95**



## Window Border Spray Paint

The best product for the job! Specially developed for **JBRC by VHT (PJH Brands)** Automotive Spray Paints for use on polycarbonate windows, this black coating is extremely flexible, covers easily, is scratch resistant, and dries fast to a hard finish. Includes recommendations on glass preparations and procedures used by **JBRC**.

**JBRC4002 - \$10.00**



## Carbon Side Window Bezels

Carbon side window bezels. Two designs to choose from. Tear Drop and Round



6" I.D., 6 3/8" O.D., 1 1/8" High  
**JBRC2158 \$160.00 ea.**

6 1/4" I.D., 10 1/2" OAL., 8" Wide  
**JBRC2159 \$175.00 ea.**

## Aluminum Side Window Bezels

Machined from billet 6061-T6 aluminum with a 4.0625" I.D. hole, and have a smooth radius, 6 countersunk holes, and includes 6-32 stainless steel screws and nylock nuts. Sold each.

Aluminum

**JBRC2168 \$49.99**

Black Anodized

**JBRC2169 \$54.99**



# 2 Way Radios & Accessories

## Motorola CP200 Piranha System



Helmet Not Included

Motorola Complete Piranha CP200 System for the Car, Crew Chief, and Driver

**\$1,599.95**

Spare Crew Radio \$599.95



## Motorola MagOne Stingray System



Helmet Not Included

Motorola Complete MagOne System for the Car, Crew Chief, and Driver

**\$899.95**

Spare Crew Radio \$399.95



**Antenna Adapter for P110, GP300, GP350. Adapts your radio for the car antenna.**

**\$39.95**



**Roof Mount Antenna**

- 9' Cable
- BNC Style Connector

**\$79.95**



## Radio Storage Pouch

Light weight aluminum construction. Protective cloth inner liner. Swivel adjustable clamps to chassis tubing. Available for 4 sizes of tubing. 1 1/4", 1 1/2", 1 5/8" and 1 3/4".

**JBRC3031 - \$59.00**

## Trailer Radio Bracket

Keeps radio and headset together. Hang on trailer, golf cart, tool box, any vertical surface.

3.5"W x 8.5"H x 1.75"D

**372 - \$34.99**

3.25"W x 9"H x 2.75"D

**376 - \$39.99**





# Safety Equipment

## Window Net Mount Kits

4130 moly tubing designed to drop out of the driver's way for easy entering and exiting of the race car. Available for loop vertical, horizontal or double buckle mounting. Kits come complete with tubing, chassis tabs, bolt and nut hardware.


**Nets sold separately**

**JBRC3011** Loop & Single Buckle  
**\$79.00**

**JBRC3011B** Loop & Double Buckle  
**\$49.00**  
(buckles not included)



**Vertical Loops**



**Horizontal Loops**



**Loop & Double Buckle**

## Custom (SFI) Funny Car Cage Style Net

**STD505 - \$90.00**

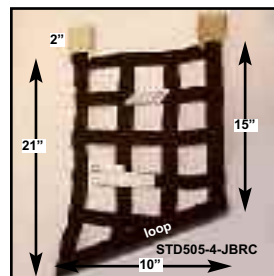


Double Loop

**STD505-1 - \$119.00**

Loop and Double Buckle

(Buckles included)

Pattern must be provided. Custom colors available, specify when ordering.



## Helmet Eject System

So small and lightweight it does not change the fit and feel of your helmet -- you'll never know it's there.

Helps prevent further neck and spine injuries of crash victims. First responders can easily remove the helmet without causing further unwanted movement to the victim's head or neck. Small bladder (pictured) that sits inside your helmet.



**SIM97043 \$59.95**



Window Net Latch  
**JBRC-064 \$12.00**




Window Net Buckle Tab  
**JB-001A \$6.00**

## Roll Bar Padding

• SFI 45.1 Approved

- Easy Velcro Attachment
- Fits 1 1/2 & 1 3/4 Tubing
- 36" Length
- Black Color



**JBRC3012 \$35.00**

## Two or Three Piece Head Surround System

"NHRA - ADRL Required"

Supports will offer much more head protection side to side, and behind. Custom made for your application and seating position.

**Call for pricing.**



## Head Rest Mount

Designed to be mounted to the chassis directly behind the driver helmet area. Kit comes complete with mounting plate, stand off tube and black vinyl padded cover.

**JBRC3006 - \$30.00**



## Safety Belts

- Stroud/Taylor Manufactured
- SFI Approved
- V Type Single Bolt In Shoulder Harness
- Pull UP or Down Adjustment
- Kamloc or Lever Style Release

Lever - **STD100 - \$110.00**

Kamloc - **STD200 - \$200.00**

Lever - **TAY1001 - \$179.00**

Kamloc - **TAY2001 - \$279.00**



**Kamloc Style Release**



**Lever Style Release**



## Safety Harness Mount Kit

Designed for tube chassis, this kit contains threaded weld-in bung and weld-on chassis tabs utilizing 7/16" NAS hardware.

**JBRC1051 - \$39.00**

**Order on Line [www.jerrybickel.com](http://www.jerrybickel.com)**

**(636) 356-4727**

# hans

The National Hot Rod Association has mandated the use of head and neck restraints that meet the SFI 38.1 specification in several

classed. **HANS Performance Products** provide the greatest safety and comfort possible.



The model 20 fits most cars. This is the angle of the seat cushion to back. The HANS device is sized by neck size.

## Professional Series

Hi Modulus Carbon Fiber

**\$995.00**

## Sport II

Value Priced with the same performance as the Pro Series, Injection Molded Carbon Fiber

**\$645.00**

NOTE: Sliding Tethers Standard on all HANS Devices

Up-Grade to Quick Click Anchor  
TU-12421.4 \$100.00



## Fire System Components

LT5HA-SFI	5# cylinder pull	\$379.00
LT5H-SFI	5# cylinder push	349.00
LT10HA-SFI	10# cylinder pull	599.00
LT10H-SFI	10# cylinder push	559.00
JBRC5908-2	5# bottle clamps	24.00pr
JBRC5912-2	10# bottle clamps	25.00pr
SAF54-1416	180° nozzle	17.00
SAF55-1224-36	3' pro cable	192.00
SAF55-1224-48	4' pro cable	203.00
SAF55-1224-60	5' pro cable	205.00
SAF55-1224-72	6' pro cable	219.00
SAF55-1224-96	8' pro cable	224.00
SAF56-1421	15' Universal pull cable	85.00
JBRC1052	5# chassis mount	50.00
JBRC1053	10# chassis mount	60.00
C72-106	5# bottle mount	49.95
C72-167	5# neck mount	49.95
C72-113	10# bottle mount	52.95
C72-175	10# neck mount	49.95

## Helmet Shelf

Shelf stores helmet, neck brace, gloves and crew ear protectors. Underside garnet rack for hanging up to eight uniforms.

**330 - \$86.00**



## Fire Bottle Mount

Welds to roll bar tubing or body mounting pins. Secured with two T-bolt clamps utilizing a 1/4"-28 T-bolt with self-locking nut.

See page 76 for fire suppression kits.

5# Mount **JBRC1052 \$50.00**

10# Mount **JBRC1053 \$60.00**



## Billet Fire Bottle Mounts

Part#	Size	Application	Amount
C72-106	4" D	5 lb Fire	49.95
C72-113	5.250" D	10 lb Fire	52.95
C72-167	1.300" D	5 lb Fire (neck)	49.95
C72-175	1.600" D	10 lb Fire (neck)	49.95



## Fire System Kill Switch

If fire system is activated, this system will shut the main power switch off. Comes with chassis mounting tab, air cylinder, plunger and billet aluminum on-off lever. (must be plumed to fire system, lines and fitting not included)

**JBRC1027FS \$69.00**



## Fire Systems

At JBRC we believe safety comes first, making a fire suppression system a must for every race car. We offer the best and most complete systems period. Choose from 5#, 10# and dual 10# systems. Pro Kits come complete with extinguisher bottle(s), valve head, cable (various lengths), 25' of .250 steel line, plumbing fittings, chassis tabs, cable and line clamps and (3) 180° discharge nozzles. Sportsman Kits come complete with extinguisher bottle, econo valve head, universal cable, plumbing fittings and (3) 180° discharge nozzles.

**SFI 17.1 Approved**

**FE36 Extinguishing Agent**



Up-Grade any Kit to Stainless Steel Line \$50.00

## JBRC Pro Kits (push cable)

5# System - **JBRC5034 - \$699.00**

10# System - **JBRC5035 - \$899.00**

## JBRC Pro Mod Kit (pull cable)

Single Pull Cable Activation (pneumatic head & line included)

Dual 10# System - **JBRC5035DP - \$1599.00**

## Sportsman Kits (pull cable)

5# System - **SAF LT 5 HAB - \$489.00**

10# System - **SAF LT 10HAB - \$759.00**



# Tires, Wheels, Etc. . . . .

## Trailer Slick Mounts



Mounts drag  
slicks to  
trailer wall.

**282**  
**\$229.00**

(sold as a pair)

## Burnout Guard

Avoid time consuming cleanup. Rinse rubber off with water. Spray on areas you used to scrub.

**321 \$9.99**

## Vinyl Tire Covers

Get 'em two ways

"Snap To" - Snaps to quarter panel  
"Suck To" - Suction cups holds tire cover in place on quarter panel.

**JBRC5054** - Snaps - **\$50.00/ea**  
**JBRC5054A** - Suction - **\$50.00/ea**



## 20" 15/16" Lug Nut Socket

Makes lug nut removal and installation easy. Chrome plated, 1/2" Drive.

**1001 \$89.00**

**JBRC4180 \$70.00**



## Rim Screw Template

Makes marking your rims for rim screws easy. Our aluminum template fits any 15" rim and give you 16 equally space locations.

**JBRC4074 - \$30.00**



## Tire Pressure Gauges

We have a wide variety to choose from right down to the new latest and greatest digital technology.



- #1 • Intercomp Digital (with case) 0-99 **INT360045 \$299.95**
- #2 • Intercomp 3 1/2" Glow Dial 0-15 **INT360058 62.95**
- #3 • Intercomp 2 1/2" Glow Dial 0-15 **INT360068 50.95**
- #3 • Intercomp 2 1/2" Glow Dial 0-60 **INT360070 50.95**
- #4 • Intercomp 2" Dial 0-15 **INT360062 43.95**

## Tire Gauge Pouch

Pouch stores tire gauge on trailer wall.



Up to 3 1/8" Dia. **227 \$22.99**  
Up to 5" Dia. **328 \$30.99**

# Goodyear Racing Tires

Part #	Size	Amount	Part #	Size	Compound	Amount
1961	23.0x5.0-15	\$220.00	2018	31.0x13.0-15	D-5	\$352.00
1962	24.0x5.0-15	188.00	2019	32.0x14.0-15	D-5	355.00
2991	25.0x4.5-15	191.00	1984	32.0x14.0-15	D-5	376.00
1964	26.0x4.5-15	194.00	1672	32.0x14.5-15	D-5	378.00
1965	27.0x4.5-15	195.00	1408	32.0x16.0-15	D-5	380.00
1966	28.0x4.5-15	197.00	2051	32.5x17.0-15	D-4A	415.00
1445	22.0x2.5-17	179.00	2070	33.0x14.5-15	D-6	370.00
2904	22.4X4.0-17	252.00	2078	33.0x15.0-15	D-5	382.00
			2052	33.0x16.0-15	D-6	390.00
			2053	33.0-17.0-15	D-4A	436.00
			2774	33.5-17.0-15	D-2A	445.00
			2533	33.0-16.0-15	D-2A	356.00
			2534	33.0-17.0-15	D-2A	366.00
			2200	33.5x17.0-16	D-4A	626.00
			2922	34.5x17.0-16	D-2A	442.00
			2540	36.0x17.0-16	D-2F	519.00
			1230	36.0x17.5-16	D-2A	596.00

## Bolt Circle Template

Check axle and wheel bolt circle fast and accurately. Manufactured from plexiglass. Four bolt patterns (4 1/2", 4 3/4", 5" and 5 1/2").

**JBRC4077 \$10.00**




## Wheel Spacers

- JBRC5068** spacer 1/8" **\$48.00/pr**
- JBRC5069** spacer 1/4" **59.00/pr**
- JBRC5067** spacer 3/8" **68.00/pr**
- MAR7318** spacer 1/2" **98.00/pr**

## Roll Out Measuring Tape

**JBRC4094**  
**\$9.00**



4 3/4", 5", 5 1/2 Bolt Circle Patterns for 11/16 Studs Center Hole Register for Std. Axle and Floater



**JBRC-053** - Rim Screws **\$ .25/ea**

**JBRC-054** - Valve Stems **\$2.50/ea**

**JBRC200624** - 1/4oz stick-on wheel weights **\$1.50 per strip**

**JBRC300360** - 1/2oz stick-on wheel weights **\$3.00 per strip**

order on Line [www.jerrybickel.com](http://www.jerrybickel.com)

(636) 356-4727



**Large  
Inventory of  
Weld Wheels  
in Stock!**



**784- V-Series 1-Piece Front Wheels**

**788- Aluma Star 2.0 1-Piece Front Wheels**


**786- Magnum Drag 2.0 1-Piece Front Wheels**

**V-Series, Magnum, Aluma Star - Polished**

**V-Series, Aluma Star Black, Magnum Black or Gold**

Part No.	Description	Bolt Circle	Offset	Amount	Part No.	Description	Bolt Circle	Offset	Amount
-P-15000	15x3.5	Anglia SP	1.75	\$539.00	-B-15000	15x3.5	Anglia SP	1.75	\$550.00
-P-15000NB	15x3.5	Anglia SP	1.75	492.00	-B-15000NB	15x3.5	Anglia SP	1.75	502.00
-P-15001	15x3.5	Strange SP	1.75	539.00	-B-15001	15x3.5	Strange SP	1.75	550.00
-P-15202	15x3.5	5 X 4.5	2.25	497.00	-B-15202	15x3.5	5 X 4.5	2.25	508.00
-P-15204	15x3.5	5 X 4.5	1.75	497.00	-B-15204	15x3.5	5 X 4.5	1.75	508.00
-P-15272	15x3.5	5 X 4.75	2.25	497.00	-B-15272	15x3.5	5 X 4.75	2.25	508.00
-P-15274	15x3.5	5 X 4.75	1.75	497.00	-B-15274	15x3.5	5 X 4.75	1.75	508.00

**NOTE: NB on end of part number Less Wheel Bearings**



**784- V-Series, Polished, Polished or Black Center**

**788- Aluma, Polished, Polished or Black Center**

**786- Magnum , Polished, Polished, Black or Gold Center**

Desc.	Wheel Type	Amount
15x16	Non-Beadlock	\$580.00
16x16	Non-Beadlock	634.00
16x16	Beadlock & Ultra Lite	1,364.00
15x10	Beadlock	978.00
15x12	Beadlock	1,014.00
15x14	Beadlock	1,038.00
15x15	Beadlock	1,070.00

**786X Aluma Star SFI 15.3 Pro/Mod Rear Wheels**

**788X Magnum SFI 15.3 Pro/Mod Rear Wheels**

Desc.	Wheel Type	Amount
16x16	Non-Beadlock (liner)	\$1,060.00
16x16	Beadlock Ultra Lite	1,674.00

**DELTA - 1 Black or Polished**

SFI Spec	Application	Desc.	Weight	Finish	Amount
15.1	Pro/Stock	16x16	18.39	Polished	\$2,220.00
15.1	Pro/Stock	16x16	18.39	Black	2,270.00
15.3	Pro/Mod	16x16	18.67	Polished	2,220.00
15.3	Pro/Mod	16x16	18.67	Black	2,270.00

**NOTE: When ordering please  
specify Back Spacing, Bolt Circle  
and Bead-Loc Finish**


**DELTA - 1**





# E-Z Lift Jack Equipment


**16-1/2"**  
max  
ground  
to  
under-  
side  
clear-  
ance



Air-Over Hydraulic Pump



**E-Z Lift Jack System  
With Air Over  
Hydraulic Pump**  
**\$2,995.00**



**E-Z Lift Jack System  
With Electric Over  
Hydraulic Pump**  
**\$3,795.00**



Electric-Over  
Hydraulic  
Pump

Requiring only 2-1/2" of clearance, will slide under the lowest of chassis. Raising and lowering your car becomes a simple task. After the car has been lifted and the safeties are in place, you have a solidly supported work station. A one-way adjustable flow control valve making it possible to lower the car at a desired rate. All materials are 4130 moly tubing with heavy duty 3/4" rod ends. The entire system is chrome plated for durable, long lasting finish. The system utilizes an air-over-hydraulic pump, heavy duty hoses with quick disconnect couplings on both ends and swivel fittings which help eliminate twisted hoses. Optional electric-over-hydraulic pump is available at an extra charge. System comes complete with installation instructions and rear frame lifting tabs. Frame rail center to center width is required when ordering. Capacity #2800 lbs., heavy duty systems available call for pricing.

## Jack Storage Pouch

Keep EZ-Lift Jacks  
safe and secure  
with our new stor-  
age pouch.

**196 - \$199.00**



## Jack Hydraulic Unit Storage Pouch

Our NEW unit allows con-  
venient storage for your  
pump

**117 - \$47.99**



## Hydraulic Hose Bracket

Hose storage, bracket displays  
and stores hose, with a small  
shelf that's great for storing  
air chuck, air gauge, small  
tools, etc.

**223 - \$38.99**



## JBRC Pit Ramps

Professional way to raise your car  
up just that small amount  
needed to get your

Height 1 3/8"  
Width 8 1/2"  
Length 25"



jack under the  
front. Has cradle to  
keep car from rolling.  
Constructed from heavy duty  
plastic.

**JBRC4075 \$109.00 PR**

## Pit Ramps Storage Pouch

Store Pit Ramps  
when not in  
use.

**500  
\$39.00**



**Order on Line [www.jerrybickel.com](http://www.jerrybickel.com)**

**(636) 356-4727**

# Scales, Weight & Mounts



**System Includes:**  
 • 15"x15"x2.5" Billet Scale Pads  
 • 9-Volt Battery  
 • 2-Year Warranty

**170125**  
**\$1,090.00**



**170154-PC**  
**\$1,489.00**

**NEW FOR 2011**


**System Includes:**  
 • 15" x 15" x 2.5" Wireless RFX Billet Pads  
 • RaceWeigh Software & USB Radio (**PC Not Included**)  
 • AA Alkaline Batteries for Scale Pads  
 • 2-Year Warranty



**System Includes:**  
 • 15"x15"x2.5" Wireless RFX Billet Pads  
 • One-Touch **Wireless** Indicator with Case  
 • AA Alkaline Batteries  
 • 2-Year Warranty

**170126-W**  
**\$1,695.00**

**15"x15"x2.5" SCALE RAMP**



**100342**  
**\$305.00**

Low Profile ramp for 2.5". 15"x15", light-weight, aluminum design complements all 2.5" profile scale systems.

**SCALE PAD LEVELER**



**100344**  
**\$469.00**

For any 15"x15", 2.5" or 4" profile, scale pad. High quality, steel construction with a powder coat finish



**System Includes:**  
 • 15"x15"x2.5" Wireless RFX Billet Pads  
 • One-Touch **Wireless** Indicator with Case  
 • Pad Storage Case  
 • USB Cable  
 • Race Car Management Software  
 • AA Alkaline Batteries  
 • 2-Year Warranty

**170127-WPC**  
**\$1,999.00**

**Quick Conversion Chart**

1 Ounce = 28.35 grams  
 1 Pound = 453.6 grams = 16 ounces  
 1 Inch = 2.540cm = 25.40 mm  
 1 Gallon Nitro = 9.5 lbs/1 Quart = 1.65 lbs  
 1 Gallon Alcohol = 6.6 lbs/1 Quart = 1.65 lbs  
 1 Gallon Gasoline = 6.2 lbs/1 Quart = 1.55 lbs  
 1 Gallon Water = 8.3 lbs/1 Quart = 2.08 lbs  
 1 Gallon Oil = 7 lbs/1Quart = 1.75 lbs

**SCALE CART**



High quality scale cart with wheels. Strong and lightweight. carries Four Pads, Cables, and Controller.

**100346**  
**\$345.00**


## Electronic Digital Scale

- Steel Construction
- 12" x 12" Platform
- Zero Feature
- 9 volt or 110 volt operation
- 0-150 lb capacity
- 0.02 lb increments

**JBRC4057 \$169.00**



## Weight Bar Kits



### WEIGHT CHART

2" X 2" X 1'	13LBS
2" X 3" X 1'	19 LBS
2" X 4" X 1'	25 LBS

**NOTE: Weights are approximate when filled with lead shot.**

## Bolt-on Weight Mounting Brackets

NHRA approved clamshell bolt on weight mounting brackets make mounting weight anywhere easy.

<b>JBRC4111</b>	1" tube	<b>\$48.00</b>
<b>JBRC4118</b>	1 1/8" tube	<b>48.00</b>
<b>JBRC4114</b>	1 1/4" tube	<b>48.00</b>
<b>JBRC4138</b>	1 3/8" tube	<b>50.00</b>
<b>JBRC4112</b>	1 1/2" tube	<b>52.00</b>
<b>JBRC4158</b>	1 5/8" tube	<b>54.00</b>



## 6 lb. "Slim Line" Lead Puck



Make weight placement easy! Our 6 lb. lead pucks are pre-drilled for 1/2" bolt. 5 3/4" x 2 3/4" and only 1" thick.

**JBRC5030 - \$24.00**

Part No.	Description	Amount
<b>JB-035</b>	2 x 2 End Cap w/Bung Hole	<b>\$4.00</b>
<b>JB-036</b>	2 x 3 End Cap w/Bung Hole	<b>4.50</b>
<b>JB-037</b>	2 x 4 End Cap w/Bung Hole	<b>5.00</b>
<b>JB-088WB</b>	JB-88 with Threaded Bung	<b>10.50</b>
<b>JB-103</b>	2 x 2 End Cap	<b>3.00</b>
<b>JB-104</b>	2 x 3 End Cap	<b>3.50</b>
<b>JB-105</b>	2 x 4 End Cap	<b>4.00</b>
<b>JB-437</b>	Chassis Weight Bar Mt. Tab	<b>8.50</b>
<b>JB-437W</b>	Chassis Weight Bar Mt. Tab Welded	<b>16.00</b>
<b>Tubing</b>	2 x 2 x .083 Mild Steel Tubing	<b>8.00/ft</b>
<b>Tubing</b>	2 x 3 x .083 Mild Steel Tubing	<b>9.00/ft</b>
<b>Tubing</b>	2 x 4 x .125 Mild Steel Tubing	<b>10.00/ft</b>
<b>JB-088</b>	Chassis Weight Bar Mount Tab	<b>4.50</b>
<b>JB1015S</b>	Weld In Bolt Sleeve	<b>4.50/pr</b>
<b>JB1015</b>	1/2" x 13 Threaded Weld Bung	<b>6.00</b>
<b>JBRC5015</b>	Cap	<b>8.00</b>
<b>JBRC5016</b>	Bung	<b>7.00</b>



# Tools and Equipment

**At last, a 16' Self-Retracting Tow Strap that allows plenty of length for safe towing distances.**

We've designed the main frame using 4130 moly for maximum strength. The hooks have clearance to slip over 1" tubing. The retractor end has provisions to be mounted vertical or horizontal by changing the bolt-on hook location or can be permanently mounted to the tow vehicle. The retractor spring is made of high strength carbon steel. All exposed metal parts have a nickel plate finish and the housing is made of molded poly material for durability. The heavy duty nylon strap actually cushions the towing start. Available with optional JBRC2017 tow hook sewn to strap. Take the worry out of towing the safe way!

**JBRC5060 Double Hook \$139.00**

**JBRC5060T Tow Hook and Hook \$169.00**

**JBRC5060TP Tow Hook Kit and Hook \$189.00**

**JBRC2017 Tow Hook Kit \$59.00**



**JBRC5060**



**JBRC5060T**

**NOTE: JBRC5060TP includes a JBRC2017 Kit**

## Ratchet Tie Downs

6' Ratchet Tie Down	<b>SLI500-C6</b>	<b>\$33.50</b>
8' Ratchet Tie Down	<b>SLI500-C8</b>	<b>35.50</b>
Flush Mount D-Ring	<b>SLI10064</b>	<b>12.00</b>
Surface Mount D-Ring	<b>SLI10111</b>	<b>10.00</b>
18" Axle Strap	<b>SLI30A521</b>	<b>9.00</b>



## Weld-on D Rings

Available in 120° and 180° bends. Welds to chassis to make a positive and safe method of tying race car in trailer. Constructed of 1/2"x.058 4130 tubing.



**JBRC1043-120 120° - \$15.00/pr**

**JBRC1043-180 180° - \$18.00/pr**

## TOW Products Stabilizer

The 18" diameter inflatable Chassis Stabilizer measures only 1.75" tall deflated and rises to as much as 10" fully inflated. Constructed of heavy duty rubber and aluminum ensures thousand of miles of safe chassis transportation. 8' Hose Extension Kit to extend valve assembly out from under the chassis for easier filling. (Shown in above photo)



**JBRC4070 Stabilizer \$289.95**

**JBRC4072 Optional Hose Kit \$19.95**

**JBRC4073L Stabilizer & Hose Kit \$299.95**

**JBRC4070C Stabilizer, Hose Kit & Pouch \$319.95**

## Tie Down Hangers

Neatly stores ratchet tie downs on trailer wall while at an event. Creates more floor space. Stores 2 ratchet tie downs per unit.



**217 \$19.00**

## Air Compressor Rechargeable

Pump it up! The Cordless Air Pump is handy for inflating flat tires in the staging lanes. The pump can fit in most pit tow vehicles. It has a built-in gauge, inflates up to 150psi, and has a safety lock switch. It

comes with a HD Carrying Case, Ni-Cad Battery and Charger.



**JBRC4050C \$49.95**

**Replacement Battery JBRC4050B \$16.95**

## Chassis Stabilizer Storage Pouch

Bolt it to your trailer, garage or shop wall. Made from .125 aluminum, it's the perfect pouch to store the inflatable Chassis Stabilizer. Puts it out of the way, yet ready to go.

**902 \$29.00**



## Compressor Accessories

Extra long 16" hose with Air Chuck. Makes airing up tires go much faster.

**JBRC4050H \$9.95**

Air Compressor Mounting Bracket. Mounts in your Trailer or on your pit vehicle.

**JBRC4050A \$54.95**



**Order on Line [www.jerrybickel.com](http://www.jerrybickel.com)**

**(636) 356-4727**

## Engine Repair Pit Table

This Engine Repair Pit Table easily slips under frame rails & over radiator when car is on jacks to bring work station closer to motor & carburetor. Heavy duty 30" x 16" work table. Completely power coated, with swivel casters.



**153 - \$194.00**

## Door Stands

- Aluminum construction
- Easy, fold away storage
- Safe, effective way to store doors when not on race car
- Holds two doors



**JBRC5061**  
**\$225.00**

## Torque Converter Tray

Ideal for converters that disassemble. Holds the converter in place during disassembly and re-assembly. Indexes the fly-wheel bolts and input shaft. Features 2 carrying handles and a drain plug. Holds 2+ gallons of fluid.



Dimensions: 14.25 W x 14.5 D x 4" H

**386 - \$149.00**

## Trailer Fuel Jug Racks

Heli-Arc welded .090 aluminum racks mount easily on trailer floor or wall. Holds round or square fuel jugs safely inside your trailer.

1 Jug 11½" x 12" x 14"

**180 - \$54.00**

2 Jug 23" x 12" x 14"

**181 - \$74.00**

3 Jug 34½" x 12" x 14"

**182 - \$94.00**

4 Jug 46" x 12" x 14"

**183 - \$129.00**



## Lenco Repair Tray

Rebuild your Lenco with the same tray Lenco uses. Built in hardware and



tool container, and drain for oil.

**116 - \$159.00**

## Nitrous Racks

These racks keep bottles vertical and out of the way. They easily mount to the floor or wall



2 Bay 14¾" x 13" x 7¼"

**249 - \$94.00**

3 Bay 22¼" x 13" x 7¼"

**250 - \$119.00**

4 Bay 29½" x 13" x 7¼"

**251 - \$139.00**

5 Bay 37¼" x 13" x 7¼"

**252 - \$159.00**

6 Bay 44¾" x 13" x 7¼"

**253 - \$179.00**

## Lenco Auto Drive Disassembly Tray

Rebuild your Lenco Drive with the same tray Lenco uses. Built in hardware and tool container, and drain for oil.



**716 - \$224.00**

## CO<sup>2</sup> Bottle Rack

• Fits 2" standard 10 oz. cylinders.

**255** 2 Bay 10 oz. **\$74.00**

**256** 4 Bay 10 oz. **84.00**

**255** 2 Bay 2.5# **74.00**

**256** 4 Bay 2.5# **84.00**



## Trailer Door Cabinet


Wide shelves, stores 20 qts oil, 9 aerosol cans, 2 rolls of paper towels. Fabricated form HD aluminum.



27"W x 32"H x 6 3/4" D

**320A - \$199.99**





### 12" x 20" Tool Tray

The JBRC tool tray sits on top of the carburetor's and has provisions for carb stud clearance without stud removal. Available for single or dual carburetor applications in standard Holley or dominator models.

Single JBRC5010S - \$129.00  
Dual JBRC5010 - \$149.00

### Fold Down Table

- Folded it protrudes only 4 1/2" from the wall
  - Opened it measures 18" x 44"
  - Solid, heavy duty 1/8" aluminum fold down work surface
- Dimensions: 44"W x 18"D x 4.5"H



158 - \$189.00

### Aluminum Work Table

- Made of .125 aluminum.
- All have tubular steel locking legs that fold flat for storage
- Aluminum hat channel bracing.

156 - 42"W x 25"D x 31"H \$204.00

154 - 64"W x 25"D x 31"H 259.00

155 - 72"W x 31"D x 31"H 319.00



### All-Purpose Area Shelf

Large enough to hold tools, aerosol cans and more. Hold punches ideal for screwdrivers and sparkplugs. 30" length, 4" Height, 4" width.

102 - \$74.00

### Chassis Set-Up Stands



Sets race car chassis up off floor making chassis set-up adjustments easy. Constructed from 3/16" steel with adjustable 1 1/4" legs. Sized for front and rear tires. Black powder coated.

JBRC4098- \$600.00

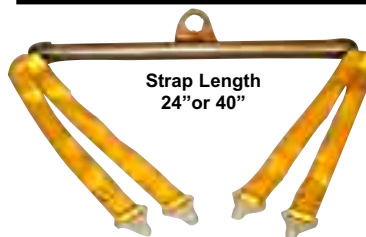
Set of 4

### Radiator Mounted Tool Tray



Aluminum Tray measures 21" x 12", provides work space for tools and engine parts. Great place to put rocker arms while changing valve springs. Has provisions for tools and spark-plugs. Tray slips into JBRC1044 Radiator Mount.

JBRC1044T - \$89.00



### Engine Sling

Nylon straps attach to engine at 4 locations without interfering with valve covers and carburetor's. Fabricated from 4130 moly tubing.

JBRC4027-24 \$139.00 JBRC4027-30 \$149.00

### Pro Engine Cradle

Heavy duty construction with dual wheel casters. Adjustable for any height and angle.

Two large 1/2" spring loaded locking pins secure stand during transportation.

Gold cad plated.

162 - \$339.00



### PIT MATS

10' X 20' \$239.00

12' X 30' 429.00

12' X 40' 572.00

### AVAILABLE IN

BLACK, GREEN,  
RED, BLUE



### Pro AN Wrench Set

- Double End Wrenches size 3 thru 20.
- Anodized Finished.
- Sized to fit swivel nuts on hose ends.
- Fully radiused edges to fit your hand.
- Machined from heat treated 2024 aluminum alloy to withstand the demand of professional race teams.

PART NO.	DESCRIPTION	AMOUNT
JBRC4004	Complete Set	\$ 79.00
JBRC4004-34	Double End 3 & 4	19.00
JBRC4004-68	Double End 6 & 8	20.00
JBRC4004-1012	Double End 10 & 12	25.00
JBRC4004-1620	Double End 16 & 20	30.00

### Smart Level

The Smart Level features LCD digital readout the gives angles from 0 to 90

degrees in tenth of a degree increments. Even works upside-down. The center module can be used stand-alone or installed into the optional 24" companion rail.



**JBRC4062 - Smart Level Digital - \$120.00**

### Starrett Angle Meter



Large readable scale for accurate reading from 0-90° in any quadrant  
Magnetic base frees hands when

used on ferrous surfaces  
Measure any angle, pitch or slope  
Handy rise, run, angle, and pitch information on back of tool

**JBRC4041 - \$15.99**

**Combo Special**  
Purchase all 3  
\$99.99  
Angle Meter  
Digital Angle Meter  
Electronic Caliper Set



### Digital Angle Gauge with Magnetic Base Sides

- Locate Angles Digitally
- Large LCD Display
- Magnetic Base & Sides
- Reads from 0° to 90° in 0.05°
- Backlit for Night Use
- Measures 2.5" Square.

**INT102144 \$69.00**

### Electronic Caliper Set

Range 6"/150mm, Make of Stainless Steel, .01mm/.0005 resolution, On-Off key, inch/mm key, and zero key, 4 way measurement  
SPC Output/Carring Case

**JBRC4042 - \$25.99**



### NOS Bottle Wrench

Fits AN-4 (9/16"), AN-6 (11/16"), AN-8 (7/8") and AN-12 (1 1/4")



**JBRC4016**  
**\$39.95**

### "LITE" Wrench


- 7075-T351 Aluminum
- Fits -3 thru -16 Fittings
- Internal Friction Holds adjustment settings
- Prevents damage to expensive fittings & lines
- Dzus Driver on opposite end

**JBRC4017 - \$100.00**



### Steel Braided Hose Cutter

Cuts steel braided tubing clean and quick every time. Eliminates fraying of steel braids while cutting.



**JBRC4060 \$129.00**

### Braid Spreader for -3 and -4 Teflon Hose



In order to insert the "olive" into Speed-Flex Hose, the stainless protective braid must be separated from the teflon liner. The tool mandrel is double ended, one for the -3 hose and one for the -4. the handle contains a recess for storage of spare olives.

**JBRC4059 - \$37.00**

### Vice - Jaw Inserts for Anodized Fitting Protection



Vice-Jaw inserts feature magnetic backs allowing quick set-ups. Holds Aluminum fittings and Stainless line without damaging during assembly.

**JBRC4058 \$19.00**



## Valve Seat Tester

- Fully Adj Digital VSFT for Rocker Length & Offset
- Precision 5.0lb/kg Increments
- Brass Contact to Prevent Rocker Damage
- Fully Anodized Billet Aluminum Components
- Comfort Grip T-Handle for Improved Accuracy
- Extremely Light-Weight
- Infinite Adjustment & Peak Hold for Hard to Read Areas
- Backlit for Night Use
- Standard 9-Volt Battery Operation

peak hold for hard to reach areas.

Standard Tester **INT100760 - \$695.00**

Semi Hemi Tester **INT100760SH - \$695.00**



## Pro Plug Caddy

Holds 48 plugs. Ready for 4 qualifying, 4 elimination rounds. Provides an easy way to keep plugs organized.



**230 \$74.99**

## Spark Plug Doctor


Illuminated and Magnified Spark Plug diagnostic instrument. Allows spark plug base circle to be viewed. Heavy Duty storage case with holding provisions for 8 spark plugs.



**JBRC4078 - \$199.95**

## Spark Plug Reader

Unlike commonly used lighted magnifier, directs light



from the flashlight to the base of the porcelain with no shadow.

**JBRC4090  
\$59.00**

## Mini Plug Caddy

Keep plugs in front to back order with our mini plug caddy.



**229 \$10.99**

## Digital Caster/Camber Gauge



Industry's first digital, high performance caster/camber gauge. Indicates to 1/10° and has a ± 20° reading.

Easy to use controls. 9 volt battery operation.

Auto shut-off and self leveling camber. Includes spindle adapter.

(Angila - Lamb - Ultra)

**INT100005JB \$349.00**

(GM-Strange)

**INT100005GM-STR \$349.00**

## TIRE DUROMETER



The surface of a tire becomes harder with every heat cycle and even new tires of the same compound can vary a great deal in hardness. If a tire is too soft for the track, it will overheat and may

not last the entire race, but if it is too hard, it will not get up to the optimum temperature and traction will be sacrificed.

**INT360092 - \$59.00**

## Digital Combination Leak Down/Compression Tester



The first and most accurate self-contained digital combination leak-down and compression tester. Repeatable

accuracy for engine leak down. Reads engine compression to 400p.s.i. Locking regulator allows for incoming air pressure adjustment.

**INT170134 - \$695.00**

## Track-Meter (Track Analyzer)

TRACK METER is the BEST way to analyze current Drag Strip track conditions. Stand on the pads, and turn it spins loose from the track. Result is a number shows you the highest number of grip. The higher the number the better the track is.



**\$1,519.00**

## Infrared Temperature Gun

Check temperature of header tubes, tires and track. 0°-750°F. Black plastic case included.



**INT360018-E  
\$139.00**

## Digital Torque Wrench Tester



When your torque wrench is set at 35 ft lb, is it really clicking at 35 ft lb. Peak Hold feature saves the maximum reading and the range of

the digital display is foot lb and inch lb .01 increments.

**INT102028 - \$545.00**

# Fabrication Tools



## Steel Tube Bender

- Suitable for bending 4130 tubing
- Purchase all 5 Receive 10% Off

Tube Size	Bending Radius	Part#	Price
3/16"	5/8"	JBRC4022	\$79.00
1/4"	5/8"	JBRC4023	79.00
5/16"	15/16"	JBRC4024	89.00
3/8"	15/16"	JBRC4025	89.00
1/2"	5/8"	JBRC4026	99.00

## Right Hand Taps

6/32	JBRC4900R	\$4.00
8/32	JBRC4901R	4.50
10/32	JBRC4902R	5.00
1/4-28	JBRC4903R	4.00
5/16-24	JBRC4904R	5.00
3/8-24	JBRC4905R	6.00
7/16-20	JBRC4906R	8.00
1/2-20	JBRC4907R	10.00
5/8-18	JBRC4909R	16.00
3/4-16	JBRC4910R	22.00

## Left Hand Taps

6/32	JBRC4900L	\$5.00
8/32	JBRC4901L	5.50
10/32	JBRC4902L	6.00
1/4-28	JBRC4903L	7.00
5/16-24	JBRC4904L	8.00
3/8-24	JBRC4905L	9.00
7/16-20	JBRC4906L	12.00
1/2-20	JBRC4907L	14.00
5/8-18	JBRC4909L	20.00
3/4-16	JBRC4910L	29.00



## Cleco Tool Tray

262 - \$64.00



## Thread Insert Tool

Blind installation areas where no access to back side of panel is available. Kit consists of thread installation tool, head wrench 6/32, 8/32, 10/32, 10/24, 1/4-20, 5/16-18 and 3/8-16 insert drives, assortment of all Klik Thread-Set's and storage case.

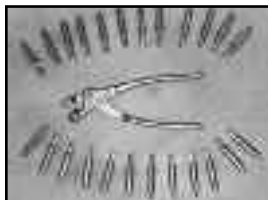
### Threaded Nut Inserts

Fas-632	.020-.080	.45
Fas-832	.020-.080	.55
Fas-1032	.020-.120	.65
Fas-1420	.030-.165	.75
Fas-1428	.030-.165	.85

JBRC4066 - \$129.00

## Clecos and Pliers

Used for temporary fitting of sheet metal and window components. Available in 1/8" and 3/16" sizes, with or without pliers. A must for any sheetmetal fab shop.



- Pliers & 25 1/8" Clecos - JBRC4010 - \$29.00
- Pliers & 25 3/16" Clecos - JBRC4011 - \$29.00
- Pliers Only - JBRC4012 - \$10.00
- 1/8" Clecos - JBRC4013 - \$1.00/ea
- 3/16" Clecos - JBRC4014 - \$1.00/ea

## Roto-Flair Tool

For easy, precise and blemish free flaring of tubing. O/S diameters of 1/8", 3/16", 1/4", 5/16", 3/8", 1/2", 5/8", and 3/4". Exact tube insertion height is controlled automatically for perfect flair every time.

JBRC4006 - \$99.00



37°



## Deburring Tool

JBRC4056 - \$12.00

Tool comes with Steel and Aluminum Bit Replacement Bits

Aluminum JBRC4056-1A \$2.95  
Steel JBRC4056-1S \$2.95

The Right Tool for the Job



## Screw Countersink Tool

This aircraft countersink tool has been re-designed by JBRC to accommodate **82 degree** automotive fasteners. The adjustable depth setting makes it easy and fast to precisely countersink window screws to proper flush mounting depth.

Description	Degree	Part No.	Amount
C/S Tool & Bit (#8)	82°	JBRC4003	\$65.00
Counter Sink Tool (only)		JBRC4003A	45.00
Counter Sink Bit (#8)(only)	82°	JBRC4003F	20.00

## Tubing Notcher

If you have ever built a tube chassis car you will appreciate this time saving, economical tool. It notches tubing to a precision fit with hole saw blades. You can



power it with a 1/2" variable drill motor or a drill press.(maximum of 550 RPM is recommended. The notcher clamps to the tubing, and the angle can be adjusted from 45 to 90 degrees. Notches tubing up to 2" OD.

**RTN 100**  
Steel Notcher \$175.95

**RTN 1000**  
Billet Aluminum Notcher \$272.95

## ROTABROACH® Kit

- Precision ground high cutters, 5/16" thru 3/4" diameter. Precision slug-ejector type alloy steel arbor fits 3/8" and 1/2" chucks. • Permanent carrying case. (replacement cutters available call for pricing)

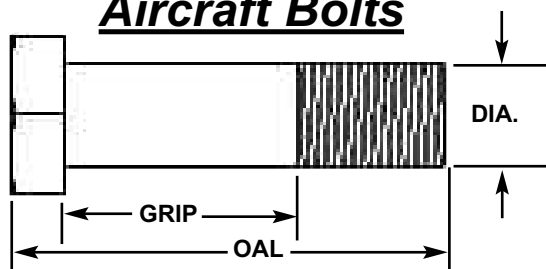


JBRC4079 \$89.00



# Fastener Hardware

## Aircraft Bolts



Part Number	Thread	Grip	OAL	Price
Fas1304-2	1/4-28	.125	.688	3.00
Fas1304-13	1/4-28	.813	1.382	4.00
Fas1304-16	1/4-28	1.000	1.569	3.50
Fas1304-18	1/4-28	1.125	1.691	4.50
Fas1304-20	1/4-28	1.250	1.822	4.50
Fas1305-6	5/16-24	.375	1.019	3.25
Fas1105-8	5/16-24	.500	1.044	4.00
Fas1305-11	5/16-24	.688	1.318	5.00
Fas1305-14	5/16-24	.875	1.496	6.00
Fas1306-4	3/8-24	.250	1.031	5.00
Fas1306-7	3/8-24	.438	1.016	7.00
Fas1106-10	3/8-24	.625	1.218	8.00
Fas1106-11	3/8-24	.688	1.287	8.00
Fas1306-12	3/8-24	.750	1.540	6.50
Fas1306-14	3/8-24	.875	1.653	7.50
Fas1306-20	3/8-24	1.250	2.025	8.00
Fas1306-21	3/8-24	1.313	2.094	9.00
Fas1306-22	3/8-24	1.375	1.953	10.00
Fas1306-23	3/8-24	1.438	2.225	10.00
Fas1306-24	3/8-24	1.500	2.280	9.00
Fas1306-26	3/8-24	1.625	2.399	10.75
Fas1106-29	3/8-24	1.813	2.414	11.75
Fas1106-31	3/8-24	1.938	2.535	12.00
Fas1307-11	7/16-20	.687	1.493	10.50
Fas1308-12	1/2-20	.750	1.754	12.00
Fas1108-14	1/2-20	.875	1.578	12.50
Fas1308-14	1/2-20	.875	1.875	13.50
Fas1308-16	1/2-20	1.000	1.995	16.50
Fas1108-19	1/2-20	1.188	1.990	15.50
Fas1308-19	1/2-20	1.188	2.190	13.50
Fas1308-20	1/2-20	1.250	1.974	14.00
Fas1108-20	1/2-20	1.250	1.977	14.50
Fas1308-22	1/2-20	1.375	2.375	15.00
Fas1108-25	1/2-20	1.563	2.281	16.00
Fas1108-26	1/2-20	1.625	2.336	16.25
Fas1308-25	1/2-20	1.563	2.564	16.50
Fas1308-26	1/2-20	1.625	2.612	17.00
Fas1308-28	1/2-20	1.750	1.875	17.50
Fas1308-30	1/2-20	1.875	2.877	18.50
Fas1110-19	5/8-18	1.125	2.051	19.50
Fas1110-20	5/8-18	1.250	2.207	20.50
Fas1110-23	5/8-18	1.438	2.391	21.50

### Buttonhead Allen (stainless)

Part #	Description	Price
Fas-015	6/32 x 1/4	.15
Fas-016	6/32 x 3/8	.15
Fas-017	6/32 x 1/2	.20
Fas-042	6/32 x 5/8	.25
Fas-176	6/32 x 3/4	.30
Fas-072	6/32 x 1	.30
Fas-023	6/32 x 1 1/4	.35
Fas-105	6/32 x 1 3/4	.40
Fas-036	8/32 x 3/8	.30
Fas-034	8/32 x 1/2	.30
Fas-071	8/32 x 3/4	.30
Fas-088	10/32 x 1/4	.30
Fas-084	10/32 x 3/8	.30
Fas-011	10/32 x 1/2	.30
Fas-033	10/32 x 5/8	.35
Fas-012	10/32 x 3/4	.35
Fas-041	10/32 x 1	.40
Fas-087	10/32 x 1 1/4	.40
Fas-035	1/4-20 x 5/8	.50
Fas-037	1/4-28 x 3/4	.55
Fas-024	5/16-24 x 1 1/4	1.50
Fas-095	3/8-24 x 3/4	2.00

### Countersunk Allen (stainless)

Part #	Description	Price
Fas-014	6/32 x 3/8	.20
Fas-004	8/32 x 1/2	.25
Fas-029	8/32 x 3/4	.30
Fas-030	8/32 x 1	.30
Fas-074	8/32 x 1 1/4	.35
Fas-009	10/32 x 1/2	.40
Fas-010	10/32 x 3/4	.40

### Countersunk Allen (stainless)

Part #	Description	Price
Fas-133	6/32 x 1/2	.30
Fas-134	6/32 x 3/4	.35
Fas-005	8/32 x 1/2	.30
Fas-006	8/32 x 3/4	.35
Fas-073	8/32 x 1	.35
Fas-075	8/32 x 1 1/4	.40

### Button Head Smash Rivets

Part #	Description	Price
Fas-025	1/8 x 5/16	.05
Fas-025P	Bulk Pack	7.00
Fas-026	1/8 x 5/8	.10
Fas-026P	Bulk Pack	8.00

### Solid Smash Rivets Countersunk

Part #	Description	Price
Fas-155	1/8 x 3/8	.05
Fas-155P	Bulk Pack	6.00
Fas-157	1/8 x 5/8	.05
Fas-157P	Bulk Pack	6.00
Fas-136	5/32 x 9/16	.10
Fas-158	5/32 x 3/4	.10
Fas-027	3/16 x 5/8	.10

### Nylok Half Nut

Part #	Description	Price
Fas-001	6/32	.10
Fas-002	8/32	.15
Fas-003	10/32	.20

### NAS Halfnut Nyloks

Part #	Description	Price
Fas-123	6-32	.40
Fas-124	8-32	.45
Fas-125	10-32	.50
Fas-078	1/4-28	.60
Fas-079	5/16-24	.70
Fas-080	3/8-24	1.00
Fas-081	7/16-20	1.90
Fas-076	1/2-20	2.00
Fas-077	5/8-18	2.25

### NAS Full Nyloks Nut

Part #	Description	Price
Fas-137	1/4-28	.50
Fas-138	5/16-24	.70
Fas-096	3/8-24	.80
Fas-139	7/16-20	1.50
Fas-098	1/2-20	1.75

### 12 pt Hardened Non-lock Nuts

Part #	Description	Price
Fas-097	1/4 - 28	1.90
Fas-090	5/16 - 24	1.95
Fas-061	3/8 - 24	2.00
Fas-062	7/16 - 20	2.50
Fas-063	1/2 - 20	3.50

### AN Washers (stainless)

Part #	Description	Price
Fas-067	6-32 #6	.10
Fas-068	8-32 #8	.10
Fas-069	10-32 #10	.15
Fas-416	1/4	.20
Fas-516	5/16	.20
Fas-616	3/8	.25
Fas-716	7/16	.30
Fas-816	1/2	.35
Fas-1016	5/8	.60
Fas-916	9/16	.50
Fas-1216	3/4	.70

### Floating Plate Nuts

Part #	Description	Price
Fas-018	6/32	1.60
Fas-019	8/32	1.75
Fas-118	10/32	1.95
Fas-119	1/4-28	2.25
Fas-120	5/16-24	2.50

**Quantity  
Discounts  
Available !**

Order on Line [www.jerrybickel.com](http://www.jerrybickel.com)

(636) 356-4727

# AURORA



## 4130 Chromoly

Part # Shank Hole Thread Price

AB-5	5/16"	5/16"	LH	19.27
AM-5	5/16"	5/16"	RH	19.27
AB-6	3/8"	3/8"	LH	22.46
AM-6	3/8"	3/8"	RH	22.46
AB-7	7/16"	7/16"	LH	27.91
AM-7	7/16"	7/16"	RH	27.91
AB-8	1/2"	1/2"	LH	33.79
AM-8	1/2"	1/2"	RH	33.79
AB-10	5/8"	5/8"	LH	45.37
AM-10	5/8"	5/8"	RH	45.37
AB-12	3/4"	3/4"	LH	64.72
AM-12	3/4"	3/4"	RH	64.72



## Aluminum

Part # Shank Hole Thread Price

XALB-8	5/8"	1/2"	LH	39.74
XALM-8	5/8"	1/2"	RH	39.74



## Mild Steel HD

Part # Shank Hole Thread Price

XB-10	3/4"	5/8"	LH	36.85
XM-10	3/4"	5/8"	RH	36.85



## Mild Steel Female

Part # Shank Hole Thread Price

CW-3	10/32"	10/32"	RH	5.41
CW-4	1/4"	1/4"	RH	5.61
CW-5	5/16"	5/16"	RH	5.66
CW-6	3/8"	3/8"	RH	6.78
CW-7	7/16"	7/16"	RH	8.68
CW-8	1/2"	1/2"	RH	11.72



## Mild Steel Male

Part # Shank Hole Thread Price

CB-3	10/32"	10/32"	LH	5.63
CM-3	10/32"	10/32"	RH	5.63
CB-4	1/4"	1/4"	LH	5.80
CM-4	1/4"	1/4"	RH	5.80
CB-5	5/16"	5/16"	LH	6.37
CM-5	5/16"	5/16"	RH	6.37
CB-6	3/8"	3/8"	LH	7.25
CM-6	3/8"	3/8"	RH	7.25
CB-7	7/16"	7/16"	LH	8.66
CM-7	7/16"	7/16"	RH	8.66
CB-8	1/2"	1/2"	LH	11.74
CM-8	1/2"	1/2"	RH	11.74
CB-10	5/8"	5/8"	LH	16.03
CM-10	5/8"	5/8"	RH	16.03
CB-12	3/4"	3/4"	LH	21.91
CM-12	3/4"	3/4"	RH	21.91



## 4130 Hi-Misalignment

Part # Shank Hole Thread Price

HXAB-4T	3/8"	1/4"	LH	52.76
HXAM-4T	3/8"	1/4"	RH	52.76
HXAM-6T	7/16"	3/8"	RH	48.74
HXAM-7T	1/2"	7/16"	RH	58.67
HXAM-8T	5/8"	1/2"	RH	72.56
XAM-8-6	3/4"	1/2"	RH	79.52



## 4130 Heavy Duty

Part # Shank Hole Thread Price

XAB-4	1.4"	1/4"	LH	19.25
XAM-4	1/4"	1/4"	RH	19.25
XAB-6	3/8"	3/8"	LH	27.71
XAM-6	3/8"	3/8"	RH	27.71
XAB-8	5/8"	1/2"	LH	45.02
XAM-8	5/8"	1/2"	RH	45.02
XAB-8-3	3/4"	1/2"	LH	55.50
XAM-8-3	3/4"	1/2"	RH	55.50
XAB-10	3/4"	5/8"	LH	64.35
XAM-10	3/4"	5/8"	RH	64.35
<b>4130 HD TEFLON</b>				
XAB-6T	3/8"	3/8"	LH	31.44
XAM-6T	3/8"	3/8"	RH	31.44
XAM-7T	7/16"	7/16"	RH	37.48

## Alloy Body

Nickel Plated- Teflon Liner

PWB-12T	Upper Strt Brg	52.50
PWB-10T-4	Strt Cont Brg	61.05
RAM-8T	Control Arm	58.45
HXAM-6T-5	Tie Rod	78.20

Nickel Plated -Teflon Liner

RXAB-8T-3	3/4"	1/2"	LH	76.67
RXAM-8T-3	3/4"	1/2"	RH	76.67
RXAB-10T	3/4"	5/8"	LH	90.16
RXAM-10T	3/4"	5/8"	RH	90.16
<b>Hard Chrome Plated -Teflon Liner</b>				
PRXM-8T	5/8"	1/2"	RH	89.52
PRXB-10T	3/4"	5/8"	LH	105.00
PXAM-10T	3/4"	5/8"	RH	105.00

Thread	Grade 8 #	Price	AN #	Price
10/32 RH	10/32-RH-JAM	.25	N/A	
10/32 LH	10/32-LH-JAM	.50	N/A	
1/4-28 RH	1/4-RH-JAM	.32	FAS-141R	.64
1/4-28 LH	1/4-LH-JAM	.44	FAS-141L	.88
5/16-24 RH	5/16-RH-JAM	.34	FAS-142R	.68
5/16-24 LH	5/16-LH-JAM	.56	FAS-142L	1.12
3/8-24 RH	3/8-RH-JAM	.36	FAS-143R	.72
3/8-24 LH	3/8-LH-JAM	.60	FAS-143L	1.20
7/16-20 RH	7/16-RH-JAM	.48	FAS-144R	.96
7/16-20 LH	7/16-LH-JAM	.96	FAS-144L	1.92
1/2-20 RH	1/2-RH-JAM	.60	FAS-145R	1.20
1/2-20 LH	1/2-LH-JAM	1.04	FAS-145L	2.30
5/8-18 RH	5/8-RH-JAM	.78	FAS-146R	5.20
5/8-18 LH	5/8-LH-JAM	1.26	FAS-146L	6.50
3/4-16 RH	3/4-RH-JAM	.96	FAS-147R	6.60
3/4-16 LH	3/4-LH-JAM	1.58	FAS-147L	7.20

## Jam Nuts





Part Number	Type	Dia.	Grip	OAL	Price
JBRC-036	Detent	3/16"	.500	.900	\$ 3.00
JBRC-036A	Button	3/16"	.400	1.470	12.50
JBRC-036B	Button	3/16"	.750	1.920	12.50
JBRC-037H	Button	1/4"	.700	1.851	14.50
JBRC-037A	T Handle	1/4"	1.000	2.500	15.95
JBRC-037G	Button	1/4"	1.000	2.151	15.50
JBRC-037	Detent	1/4"	1.250	1.675	3.50
JBRC-037C	Button	1/4"	1.250	2.430	16.50
JBRC037E	T Handle	1/4"	1.500	3.020	16.95
JBRC-037D	Detent	1/4"	1.750	2.180	4.00
JBRC-037F	T Handle	1/4"	2.000	3.500	17.95
JBRC-038	T Handle	5/16"	1.000	2.500	16.95
JBRC-038A	T Handle	5/16"	2.000	3.500	20.95
JBRC-038B	T Handle	5/16"	3.000	4.500	18.95
JBRC-038D	Button	5/16"	1.000	2.260	17.50
JBRC-038F	Button	5/16"	2.000	3.260	18.50
JBRC-038G	Button	5/16"	3.000	4.260	19.50
JBRC-039	T Handle	3/8"	1.000	2.760	16.95
JBRC-039D	Button	3/8"	1.00	2.364	20.50
JBRC-039B	Button	3/8"	1.250	2.600	20.50
JBRC-039F	Button	3/8"	2.000	3.405	22.50

### Safety Washers

These safety washers are mandated by some sanctioning bodies to retain rod ends in the event of a ball failure.

Although designed as a safety measure, the added range of motion they provide makes the ideal for many applications like linkages or bump steer.



SIZE	PART #	PRICE
3/16"	JBRC5861	\$2.50
1/4"	JBRC5862	2.50
5/16"	JBRC5863	2.75
3/8"	JBRC5864	2.75
7/16"	JBRC5865	3.00
1/2"	JBRC5866	3.00
5/8"	JBRC5867	3.50
3/4"	JBRC5868	3.50

### Reducer Bushings & Step Washers

Machine ground from 4130 Chromoly, Black Oxide Finish, used to reduce rod ends ball hole size.

Part #	Specifications	Width	Price
<b>Reducer Bushings</b>			
JBRC5884	.625 to .500	.750	6.50
JBRC5885	.750 to .625	.875	7.50
JBRC5886	.750 to .500	.875	8.50
<b>Step Washer Bushings</b>			
JB1119	.500 to .375	.365	6.00
JB1081	.625 to .500	.470	6.50



### Hi Misalignment Reducer Bushings

Our line of chassis components now includes misalignment bushings manufactured from 4130 chromoly steel. They provide a safer means of mounting a spherical rod end with a high range of incidence.



Part #	Heim	Bolt	Price
JBRC5850	5/8	1/2	\$9.50
JBRC5851	3/4	1/2	10.00
JBRC5852	3/4	5/8	10.00



### Threaded Clevises

Our large threaded clevises are man-

ufactured from 4130 cromoly making them very durable. We roll the threads for a stronger and better fit. The small clevises are made for stainless steel with a rounded slot base for additional strength.

Part #	Thread	Bolt	Slot	Material	Price
JBRC5872R	10-32	3/16	1/8	RH S.S.	\$12.00
JBRC5872L	10-32	3/16	1/8	LH S.S.	12.00
JBRC5873R	1/4-28	3/16	1/8	RH S.S.	12.50
JBRC5874R	3/8-24	5/16	3/16	RH 4130	13.50
JBRC5874L	3/8-24	5/16	3/16	LH 4130	13.50
JBRC5875R	1/2-20	3/8	1/4	RH 4130	14.50
JBRC5875L	1/2-20	3/8	1/4	LH 4130	14.50

### Seal-it Washers

SIZE	PART #	PRICE
1/4"	WS2500	\$2.00
5/16"	WS3125	2.00
3/8"	WS3750	2.00
7/16"	WS4375	2.00
1/2"	WS5001	2.00
5/8"	WS6250	2.35
3/4"	WS7500	2.45



Rod End Seals keep dirt out and lubrication in, giving you the confidence that your suspension points move freely with no bind or excessive wear.

# Push Lock Fittings and Lines

## Male Connector



Part #	Thread	Tube	Price
KQ2H03-32	10-32	5/32	3.75
KQ2H03-34S	1/8NPT	5/32	3.50
KQ2H03-35S	1/4NPT	5/32	5.50
KQ2H07-34S	1/8NPT	1/4	4.50
KQ2H07-35S	1/4NPT	1/4	4.50
KQ2H11-34S	1/8NPT	3/8	5.50
KQ2H11-35S	1/4NPT	3/8	6.00

## Female Union




Part #	Thread	Tube	Price
KQ2F03-34	1/8NPT	5/32	8.00
KQ2F07-34	1/8NPT	1/4	6.00

## Tube Union, Straight



Part #	Tube	Price
KQ2H03-00	5/32	4.00
KQ2H07-00	1/4	4.50
KQ2H11-00	3/8	6.50

## Branch Tee



Part #	Thread	Tube	Price
KQ2T03-34S	1/8NPT	5/32	6.00
KQ2T07-34S	1/8NPT	1/4	6.50
KQ2T11-35S	1/4NPT	3/8	9.50

## Tube Union "Y"



Part #	In	Out	Price
KQ2U03-00	5/32	5/32	6.00
KQ2U07-00	1/4	1/4	7.00
KQ2U11-00	3/8	3/8	12.00
KQ2U03-07	3/8	1/4	12.50

## Hose Cutter



Cuts plastic line sharp and square every time. No distortion from cuts.

Eliminates leaks from rough cuts. Constructed from HD plastic.

**JBRC4080 \$13.95**

## Male Elbow 90° Std & Swivel



Part #	Thread	Tube	Price
KQ2L03-32	10-32	5/32	6.50
KQ2L03-34S	1/8NPT	5/32	4.25
KQ2L07-34S	1/8NPT	1/4	4.50
KQ2L07-35S	1/4NPT	1/4	5.00
KQ2L11-34S	1/8NPT	3/8	7.50
KQ2L11-35S	1/4NPT	3/8	7.75
Swivel			
KQ2VS07-34S	1/8NPT	1/4	15.00
KQ2VS07-35S	1/4NPT	1/4	16.00

## Tube Union Elbow, 90°



Part #	Tube	Price
KQ2L03-00	5/32	4.50
KQ2L07-00	1/4	5.00
KQ2L11-00	3/8	8.00

## Tube Reducer, Straight & 90°



Part #	Male	Female	Price
KQ2R03-07	1/4	5/32	3.00
KQ2R07-11	3/8	1/4	3.50
KQ2L03-07(90°)	1/4	5/32	6.00
KQ2L07-11(90°)	3/8	1/4	6.50
KQ2L03-99(90°)	5/32	5/32	6.00
KQ2L07-99(90°)	1/4	1/4	6.50

## Tube Union Tee



Part #	In	Out	Price
KQ2T03-00	5/32	5/32	5.50
KQ2T07-00	1/4	1/4	6.50
KQ2T11-00	3/8	3/8	9.50
KQ2T07-11	3/8	1/4	10.50

## Male Run Tee



Part #	Male	Female	Price
KQ2Y07-34S	1/8NPT	1/4	7.00
KQ2Y07-35S	1/4NPT	1/4	7.50
KQ2Y11-35S	1/4NPT	3/8	11.00

## Tube Plug




Part #	Tube	Price
KQ2P-03	5/32	1.50
KQ2P-07	1/4	2.00
KQ2P-11	3/8	2.50

5/32	.30ft
1/4	.70ft
3/8	1.00ft

## Black Nylon Air Line

## Air Fitting Manifold

JBRC5048-4 4Port, 1/8NPT out 1/4 NPT in - \$28.00  
JBRC5048-6 6Port, 1/8NPT out 1/4 NPT in - \$32.00





# Dzus Hardware

**Quantity Discounts Available !**



## DZUS Fasteners

Description	Part No.	Amount
Small DZUS, .500	JBRC-001	\$ 2.00
Small DZUS, .500 Gold	JBRC-001G	2.90
Small DZUS, .550	JBRC-002	2.00
Small DZUS, .550 Gold	JBRC-002G	2.90
Small DZUS, .600	JBRC-002A	2.25
Small DZUS, .650	JBRC-002B	2.25
Small Wing DZUS, .500	JBRC-003	2.50
Small Wing DZUS, .550	JBRC-004	2.50
Large DZUS, .500 Gold	JBRC-005A	2.25
Large DZUS, .550 Gold	JBRC-005B	2.25
Large DZUS, .500	JBRC-005C	2.25
Large DZUS, .550	JBRC-005D	2.25
Large DZUS, .600	JBRC-005E	2.25
Large DZUS, .650	JBRC-006	.70
Small Spring, 1.000 - .325	JBRC-006A	.70
Small Spring, 1.000 - .375	JBRC-007	.70
Large Spring, 1.375 - .275	JBRC-007A	.70
Large Spring, 1.375 - .325	JBRC-007B	.70
Large Spring, 1.375 - .425	JBRC-007C	.70
Flat Head, Str, 7/16" - .500	JBRC-077	1.50
Flat Head, Str, 7/16" - .550	JBRC-077A	1.50
Flat Head, Str, 7/16" - .600	JBRC-077B	1.50
Flat Head, Str, 7/16" - .450	JBRC-077C	1.50
Oval Head, Str, 7/16" - .500	JBRC-078	1.50
Oval Head, Str, 7/16" - .550	JBRC-078A	1.50
Oval Head, Str, 7/16" - .450	JBRC-078B	1.50
Wing Head, Str, 7/16" - .500	JBRC-079	2.00
Wing Head, Str, 7/16" - .550	JBRC-079A	2.00
Wing Head, Str, 7/16" - .450	JBRC-079B	2.00
Oval Head, Str, 5/16" - .450	JBRC-080	1.50
<b>Black</b> Oval Head, Str, 5/16" - .450	JBRC-080B	1.75
Wing Head, Str, 5/16" - .450	JBRC-081	1.75
Oval Head, Str, 1/4" - .400	JBRC-084	1.25
<b>Black</b> Oval Head, Str, 1/4" - .400	JBRC-084B	1.50

## DZUS Plates

Description	Part No.	Amount
Flat Plate, Lg Spring	JBRC-008	\$1.00
Flat Plate, Sm Spring	JBRC-009	1.50
Bent Plate, Lg Spring	JBRC-010	2.50
Tube End Plate, Lg Spring	JBRC-011	2.50
Plate, Lt Wt, Sm Spring	JBRC-012	1.50
Plate, Lt Wt, Sm Spring	JBRC-013	1.50
Plate, Lt Wt, Lg Spring	JBRC-014	1.50
Mini Spring, .750 - .200	JBRC-015	.75
Plate, 5/16" hole, Sm Spring	JBRC-016	1.00
Plate, Panel Doubler (Round)	JBRC-017	1.50
Recessed Plate, Lg Spring	JBRC-018	1.00
Recessed Plate, Lt Wt, Lr Spring	JBRC-019	1.50
Plate, Long Sm & Lg Spring	JBRC-034	1.50
Plate, 90 Bent, Sm & Lg Spring	JBRC-035	2.00
Backing Plate, 7/16" Str Shank	JB-030	1.50
Backing Plate, 5/16" Str Shank	JB-030A	1.50
Backing Plate, Lrg DZUS	JB-031	1.50
Backing Plate, Sm DZUS	JB-102	1.50
Plate, 7/16" Str Shank Sm Spring	JB-032	2.50
Plate, 5/16" Str Shank Sm Spring	JB-032A	2.50
Plate, #6 Dzus, Lg Spring	JB-222	3.00
Plate, 5/16" Str Shank SM Spring	JB-263	2.50
Plate, 5/16" Str Shank SM Spring	JB-325	3.00
Backing Plate, 1/4" DZUS	JB-326	1.50
Backing Plate, 5/16" S/S	JB-335	6.00
Plate, 5/16" Str Shank Sm Spring	JB-340LW	2.50
Plate, 1/4" ST Shank .750 Spring	JB-373	3.00


## DZUS Spring Stretcher

Adjust DZUS springs without damaging the panels that they are mounted to. Works with #5 or #6 springs.

**JBRC4007 - \$39.95**

## How to measure

### your Panel Fastener



## DZUS Dimple Tool

Presses DZUS counter-sunk dimple in panel.

**JBRC4008 \$19.95**

## DZUS Fastener Tool

JB-066

Fits large and small dzus's.  
Manufactured from stainless steel.

**JB-066 \$9.00**

**JB-066A 5.00**

JB-066A

## DZUS Driver Tool JBRC4076 - \$19.95

**Order on Line [www.jerrybickel.com](http://www.jerrybickel.com)**

**(636) 356-4727**

## Transfer Punch

Place the Transfer Stud in a weld plate or body panel. Then position your panel over top of it and lightly tap with a hammer and you'll be left with a mark in your panel where you drill your hole.



**JBRC4088** for 5/16" dzus **\$1.25**

**JBRC4089** for 7/16" dzus **\$1.25**

## Panel Spring Adjuster Tool

This is the only tool you need for the job. it pulls the spring evenly like a panel button so you won't damage it. Works in both directions (top or bottom of spring).



**JBRC4035** **\$41.95**

## DZUS Drill Fixture

Easily locate and drill mounting holes for dzus fasteners and springs. For # 5 and #6.

**JBRC4018** **\$29.00**



## Swivel Head Hand Rivet Squeezer

New design with 360° swivel head, 3" reach (yoke) head, locks in any position, adjustable ram to assure desired rivet set. Large handles offer better leverage, comes complete with 1/8" rivet squeezer set.



**JBRC4045**  
**\$169.00**

## Hand Rivet Squeezer

- 1 1/2" Reach
- 3/32" - 3/16"
- Rivet Capacity
- Interchangeable Heads
- Storage Pouch
- Heavy Duty



**JBRC4005**  
**\$149.00**

## Economy Hand Rivet Squeezer

One piece hand rivet squeezer with 1 1/2" throat. Includes 1/8" rivet squeezer set. Adjustable ram for different material thicknesses. Great pricing for the do it your self'er



**JBRC4055**  
**\$99.00**

## Rivet Cutter

Adjusts to cut smash rivets to any length. Eliminates the need for a variety of different length rivets.



**JBRC4061** - **\$32.50**

## Hand Smash Rivet Tool

Designed to back up rivets when smash rivet tools (shown above) depth will not reach rivet location. Come with rivet matching head.



**JBRC4015** - **\$39.00**

## Spring Back Dimple Die Sets

Designed to work with our 4005 or 4045 rivet tools. These special machined dimple die sets offer a smooth aerodynamic finish. Allows counter sunk rivets to be used for fastening plate dzus's.



3/32" **JBRC4084** **\$29.00**

1/8" **JBRC4085** **\$29.00**



Solid Smash Rivets		
Part #	Description	Price
Fas-025	Solid (short) 1/8"x 5/16	.05
Fas-025P	Bulk Pack (170 aprox)	6.00
Fas-026	Solid (long) 1/8"x 5/8	.10
Fas-026P	Bulk Pack (105 aprox)	8.00
Fas-027	C/S 3/16 x 5/8	.10
Fas-136	C/S 5/32 x 9/16	.10
Fas-155	C/S 1/8 x 3/8	.05
Fas-155P	Bulk Pack (240 aprox)	6.00
Fas-157	C/S 1/8 x 5/8	.05
Fas-157P	Bulk Pack (150 aprox)	6.00
Fas-158	C/S 5/32 x 3/4	.10

Dzus installation using the **JBRC** Backing plate and Aircraft Smash Rivets →



## Dzus Backing Plates

Holds Dzus firmly in place in even the thinnest of materials. 4130 chromoly .032 thick, black oxide coating.



**JB-031** large DZUS - **\$1.50 ea.**

**JB-102** small DZUS - **\$1.50 ea.**

**JB-326** 1/4" DZUS - **\$1.50 ea.**





### Threaded Tube Ends

Tube Size	Thread Size	Part No.	Amount
3/8" x .058	10-32	JBRC5800R	\$ 6.00
3/8" X .058	10-32	JBRC5800L	6.00
1/2" x .058	5/16 - 24	JBRC5801R	6.00
1/2" x .058	5/16 - 24	JBRC5801L	6.00
1/2" x .058	1/4 - 28	JBRC5813R	6.00
1/2" x .058	1/4 - 28	JBRC5813L	6.00
5/8" X .058	5/16 - 24	JBRC5802R	6.00
5/8" X .058	5/16 - 24	JBRC5802L	6.00
5/8" X .058	3/8 - 24	JBRC5803R	6.00
5/8" X .058	3/8 - 24	JBRC5803L	6.00
3/4" X .058	3/8 - 24	JBRC5804R	6.00
3/4" X .058	3/8 - 24	JBRC5804L	6.00
3/4" X .058	7/16 - 20	JBRC5825R	6.00
3/4" X .058	7/16 - 20	JBRC5825L	6.00
7/8" X .058	7/16 - 20	JBRC5805R	7.00
7/8" X .058	7/16 - 20	JBRC5805L	7.00
7/8" X .058	1/2 - 20	JBRC5806R	7.00
7/8" X .058	1/2 - 20	JBRC5806L	7.00
7/8" X .083	1/2 - 20	JBRC5816R	7.00
7/8" X .065	1/2 - 20	JBRC5817R	7.00
7/8" X .083	3/8 - 24	JBRC5818R	7.00
7/8" X .083	3/8 - 24	JBRC5818L	7.00
1" X .058	1/2 - 20	JBRC5807R	10.00
1" X .058	1/2 - 20	JBRC5807L	10.50
1" X .058	5/8 - 18	JBRC5808R	10.00
1" X .058	5/8 - 18	JBRC5808L	10.50
1-1/8" X .058	1/2 - 20	JBRC5809R	11.00
1-1/8" X .058	1/2 - 20	JBRC5809L	11.50
1-1/8" X .058	5/8 - 18	JBRC5810R	11.00
1-1/8" X .058	5/8 - 18	JBRC5810L*	11.50
1-1/4" X .058	5/8 - 18	JBRC5811R	12.00
1-1/4" X .058	5/8 - 18	JBRC5811L*	14.00
1-1/4" X .065	5/8 - 18	JBRC5819R	12.00
1-1/4" X .065	5/8 - 18	JBRC5819L*	14.00
1-1/4" X .095	5/8 - 18	JBRC5820R	12.00
1-1/4" X .095	5/8 - 18	JBRC5820L*	14.00
1-1/4" X .095	3/4 - 16	JBRC5812R	12.00
1-1/4" X .095	3/4 - 16	JBRC5812L*	14.00
1-3/8" X .095	3/4 - 16	JBRC5815R	13.00
1-3/8" X .095	3/4 - 16	JBRC5815L*	15.00
1-1/2" X .065	5/8 - 18	JBRC5823R	17.00
1-1/2" X .065	5/8 - 18	JBRC5823L*	19.00
1-1/2" X .120	3/4 - 16	JBRC5821R	17.00
1-1/2" X .120	3/4 - 16	JBRC5821L*	19.00
1-5/8" X .120	3/4 - 16	JBRC5824R	18.00
1-5/8" X .120	3/4 - 16	JBRC5824L*	20.00

\* Hex on Tube End

L Left Hand Thread - R Right Hand Thread



### Weld Clevis

Tube Size	Slot/Bolt Size	Part No.	Amount
3/8" x .058	1/8" - 3/16"	JBRC5830	\$ 8.50
5/16" X .049	1/8" - 3/16"	JBRC5831	10.00
1/2" X .058	1/8" - 1/4"	JBRC5832	9.00
3/8" X .049	1/8" - 3/16"	JBRC5833	10.00
5/8" X .058	1/8" - 5/16"	JBRC5834	9.00
3/4" X .058	3/16" - 5/16"	JBRC5836	10.75
3/4" X .058	3/16" - 3/8"	JBRC5838	10.75
7/8" X .058	3/16" - 3/8"	JBRC5840	11.50
1" X .058	3/16" - 3/8"	JBRC5842	12.50
1" X .058	1/4" - 3/8"	JBRC5844	12.50
1-1/8" X .058	1/4" - 3/8"	JBRC5846	13.00
1-1/8" X .058	3/16" - 3/8"	JBRC5847	13.50
1-1/4" X .058	1/4" - 3/8"	JBRC5848	13.75

### Miscellaneous Hardware

No.	Part No.	Description	Amount
1	JBRC-058	Eye Bolt 1/2" 3/16" 1/4"	\$5.00
2	JBRC-059	Eye Bolt 1" 3/16" 10/32"	3.00
3	JB1097	Clevis, 1/4 tube, 1/8 slot, 3/16 hole	9.00
4	JBRC-062	Flush Mount Latch	20.00
5	JBRC-064	Window Net Latch (Female)	12.00
6	JBRC-065	ON/Off Switch Lever	15.00
7	JBRC-069	Stainless Hitch Pin (.625 O.D. Tube)	.75
8	JBRC-072	Upper Wing Clevis	8.00
9	JBRC-073	Stainless Hitch Pin (.500 O.D. Tube)	.85
10	JBRC-075	Stainless Hitch Pin (.375 O.D. Tube)	.95
11	JBRC-076	On/Off Knob 10-32 female	2.50
12	JBRC5025	Aluminum Piano Hinge (6' Long)	30.00
13	JB1098	Clevis, 3/8 tube, 1/8 slot, 3/16 hole	9.00
14	JB-001A	Window Net Buckle Tab (Male)	6.00
15	JBRC-PBL	Push Button Latch (Flat Hook)	39.50
16	JB1136	ON/Off Switch (Fire Shut-Off)	30.00



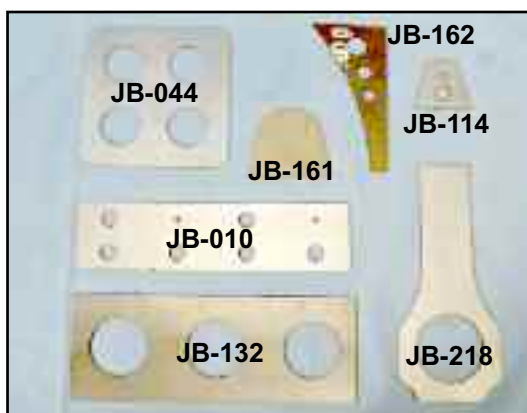
## Quantity Discounts

### Mix or Match

**\$500.00 tab order less 5%**  
**\$1,000.00 tab order less 10%**



Tab, 1/4" Hole	.050 Moly	<b>JB-245</b>	<b>\$3.50</b>
Tab, 7/16" Hole	.125 Moly	<b>JB-251</b>	<b>3.75</b>
Body Mounting Plate	.032 Moly	<b>JB-254</b>	<b>7.50</b>
Gusset Strap	.050 Moly	<b>JB-275</b>	<b>8.00</b>
Gusset	.125 Moly	<b>JB-276</b>	<b>6.00</b>
Tab, 3/8" Hole	.125 Moly	<b>JB-285</b>	<b>4.00</b>
Tab, 1/2" Hole	.125 Moly	<b>JB-289</b>	<b>6.00</b>
Tab, 5/16" Hole	.190 Moly	<b>JB-297</b>	<b>9.00</b>



33" Floor Pan Strip	.032 Moly	<b>JB-010</b>	<b>\$18.00</b>
Body Mount Plate	.032 Moly	<b>JB-044</b>	<b>6.00</b>
Deck Lid/Dash Tab	.050 Moly	<b>JB-114</b>	<b>4.50</b>
36" Body Mtg Strip	.032 Moly	<b>JB-132</b>	<b>22.00</b>
Body Mount Tab	.032 Moly	<b>JB-161</b>	<b>4.00</b>
B-Pillar Mount Tab	.050 Moly	<b>JB-162</b>	<b>6.00</b>
Roof Mounting Tab	.050 Moly	<b>JB-218</b>	<b>6.00</b>



Tab, Small	.050 Moly	<b>JB-C</b>	<b>\$ .60</b>
Tab	.050 Moly	<b>JB-112</b>	<b>1.50</b>
Tab	.125 Moly	<b>JB-112A</b>	<b>2.50</b>
Tab, 1/4" Hole	.063 Moly	<b>JB-033</b>	<b>2.75</b>
Tab, 3/16" Hole	.050 Moly	<b>JB-091</b>	<b>2.50</b>
Plate, 3/16" Holes	.050 Moly	<b>JB-119</b>	<b>3.00</b>
Window Strip, 6'	.032 Moly	<b>JB-133</b>	<b>18.00</b>



Tab, 3 Hole	.090 Moly	<b>JB-053</b>	<b>\$6.00</b>
Tab, 1/4" Hole	.063 Moly	<b>JB-033A</b>	<b>3.50</b>
Tab, 1/4" Hole	.090 Moly	<b>JB-034A</b>	<b>3.00</b>
Tab, 1/4" Hole	.090 Moly	<b>JB-034B</b>	<b>3.00</b>
Tab, 5/16" Hole	.090 Moly	<b>JB-034C</b>	<b>3.00</b>
Tab, 1/4" Hole	.090 Moly	<b>JB-059</b>	<b>3.00</b>
Tab, 3/16 Hole	.050 Moly	<b>JB-205</b>	<b>4.00</b>
Tab, 1/4" Hole	.050 Moly	<b>JB-245</b>	<b>3.50</b>



Tab, 1/2" Hole	.125 Moly	<b>JB-015A, B, C</b>	<b>\$3.75</b>
Tab, 1/2" Hole	.125 Moly	<b>JB-120</b>	<b>4.00</b>
Tab, 1/2" Hole	.125 Moly	<b>JB-106</b>	<b>4.50</b>
Tab, 1/2', 5/8", 3/4"	.125 Moly	<b>JB-088, 88B</b>	<b>4.50</b>
Tab, 1/8" Hole	.125 Moly	<b>JB-088A</b>	<b>4.00</b>
Tab, Blank	.100 Moly	<b>JB-171</b>	<b>5.00</b>
Tab, 7/16" Hole	.125 Moly	<b>JB-251</b>	<b>3.75</b>



Tab, 3/8" Hole	.090 Moly	<b>JB-029</b>	<b>\$3.00</b>
Tab, 7/16" Hole	.090 Moly	<b>JB-029A</b>	<b>3.00</b>
Tab, 3/8" Hole	.090 Moly	<b>JB-018, 18A</b>	<b>3.75</b>
Tab, 3/8" Hole	.090 Moly	<b>JB-163</b>	<b>4.00</b>
Tab, 3/8" Hole	.125 Moly	<b>JB-118</b>	<b>3.75</b>
Tab, 5/16" Hole	.125 Moly	<b>JB-118A</b>	<b>3.75</b>
Tab, 7/16" Hole	.125 Moly	<b>JB-087</b>	<b>3.50</b>



Gusset	.100 Moly	<b>JB-169</b>	<b>\$ 4.00</b>
Gusset	.100 Moly	<b>JB-170</b>	<b>4.00</b>
Gusset	.125 Moly	<b>JB-008</b>	<b>9.00</b>
Net Buckle (Male)	.090 Moly	<b>JB-001A</b>	<b>6.00</b>



# Chromoly Tubing & Plate

## Chromoly Tubing

4130N tubing in a variety of sizes. Our huge inventory is competitively priced with quantity discounts available. Prices listed below are cut priced (no cutting charge). Full length and 100' plus discounts are available, call for pricing. Maximum UPS shipping length is 8'. Full lengths vary from 17' to 24' long random.

Size	Per Ft.	Size	Per Ft.
.250 x .035	\$5.80	1.125 x .035	5.46
.250 x .049	6.26	1.125 x .049	6.74
.313 x .035	5.28	1.125 x .058	6.14
.375 x .035	5.26	1.250 x .035	6.80
.375 x .049	5.48	1.250 x .049	6.80
.375 x .058	5.76	1.250 x .058	6.60
.375 x .095	6.82	1.250 x .065	6.00
.500 x .035	5.38	1.250 x .095	7.42
.500 x .049	5.78	1.250 x .120	7.80
.500 x .058	6.40	1.250 x .156	10.94
.500 x .120	7.76	1.375 x .035	8.30
.625 x .035	5.02	1.375 x .049	8.75
.625 x .058	5.58	1.375 x .058	8.88
.625 x .120	7.14	1.375 x .095	7.70
.750 x .035	4.64	1.500 x .058	7.84
.750 x .049	4.50	1.500 x .065	6.50
.750 x .058	4.88	1.500 x .120	9.66
.875 x .058	5.36	1.625 x .058	7.78
.875 x .065	6.08	1.625 x .065	7.26
.875 x .083	6.58	1.625 x .083	7.90
1.000 x .035	4.72	3.000 x .083	37.50
1.000 x .049	5.70	3.000 x .250	40.00
1.000 x .058	6.06	3.250 x .250	45.00
1.000 x .188	11.84	3.500 x .083	39.75
1.000 x .250	12.50	3.500 x .250	48.00

## Chromoly Plate

Chromoly plate is 4130N, aircraft quality. This is recommended to fabricate brackets and tabs that are to be welded to 4130 chassis. Chromoly plate is approximately twice as strong as mild steel. This allows thinner material to be used resulting in weight savings. Special sizes are also available in 12" increments, add \$10.00 per cut.

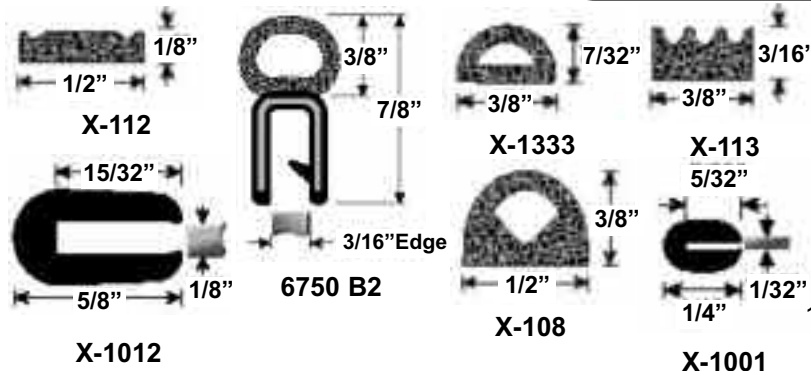
Description	Size	Thickness	Price
4130N	18" x 72"	.025	\$65.50
4130N	18" x 72"	.032	76.50
4130N	18" x 72"	.050	90.50
4130N	18" x 72"	.063	105.50
4130N	18" x 72"	.071	125.50
4130N	18" x 72"	.090	140.50
4130N	18" x 72"	.100	150.50
4130N	18" x 72"	.125	190.50

## Fire Line and Brake Line Tubing

Part #	Description	Price
JBRC5001	3/16" Steel 25ft Roll	\$29.95
JBRC5001S	3/16" S/S 20ft Roll	59.95
JBRC5002	1/4" Steel 25ft Roll	39.95
JBRC5002S	1/4" S/S 20ft Roll	79.95
SST.188	3/16" Stainless	3.50 ft
SST.188-20	* 3/16" Stainless 20' Length	60.00
SST.250	1/4" Stainless	4.00 ft
SST.250-20	* 1/4" Stainless 20' Length	80.00

(\* Full lengths must be cut to ship UPS)

## Detail Items



## 3M Protective Tape



**Clear Safety Walk**  
High friction textured, adhesive on back side.  
60' x 2" Roll \$59.00  
1' x 2" \$1.50 ft

**Clear Protection Film**  
Protects surfaces in high wear areas.  
37.5' x 1" Roll \$89.00  
1' x 1" \$3.00 ft

## JBRC Chassis Spray Paint

Paint color matches chassis grey or charcoal used on most JBRC chassis.

Grey 12oz. can  
**JBRC4009**  
**\$18.00**

Charcoal 12oz. can  
**JBRC4099**  
**\$18.00**



## Car Cover

Protect your car with this Technalon Fabric cover.

15' - 16'	C80004	\$199.00
16' - 17½'	C80005	219.00
17½' - 19½'	C80006	229.00



Order on Line [www.jerrybickel.com](http://www.jerrybickel.com)

(636) 356-4727

# ORDER FORM

(636) 356-4727  
Fax (636) 356-4667

"In The Race For Quality, There is No Finish Line"

our catalog is now  
on the internet  
<http://jerrybickel.com>



WE SHIP  
UPS C.O.D.  
VISA  
MASTERCARD  
AMERICAN EXP  
DISCOVER  
Special Order & Truck  
Items Must Be  
Prepaid

Date: \_\_\_\_\_ Purchase Order No: \_\_\_\_\_

Your Customer Number \_\_\_\_\_ Requested Shipping Date: \_\_\_\_\_

Ship To: Name \_\_\_\_\_ Bill To: Name \_\_\_\_\_

Address \_\_\_\_\_ Address \_\_\_\_\_

City \_\_\_\_\_ State \_\_\_\_\_ Zip \_\_\_\_\_ City \_\_\_\_\_ State \_\_\_\_\_ Zip \_\_\_\_\_

Country \_\_\_\_\_ E-Mail Address \_\_\_\_\_

Phone (day) \_\_\_\_\_ Fax \_\_\_\_\_ Phone (night) \_\_\_\_\_

QUANTITY	PAGE	PART NUMBER/DESCRIPTION	PRICE	EXTENSION
Merchandise Total				
(see shipping note)			Missouri residents add 6.475% tax	
CATALOG	<input type="checkbox"/>	Check here if 2014 catalog is requested with shipment.		

CHECK METHOD OF PAYMENT: ☐ CREDIT CARD ☐ COD (certified funds if total is over \$1,250.00)

Account Number: \_\_\_\_\_ Exp. Date: \_\_\_\_\_

Cardholder's Name: \_\_\_\_\_ Credit Card Security Code \_\_\_\_\_

Note: ALL CREDIT CARD ORDERS MUST BE ACCOMPANIED BY STREET ADDRESS, STATE, ZIP WHERE CARD STATEMENT IS RECEIVED, AND SECURITY CODE ON BACK OF CARD. THIS IS FOR YOUR SECURITY AND PROTECTION. IT IS REQUIRED TO OBTAIN AUTHORIZATION FOR PHONE/MAIL ORDERS. PLEASE INCLUDE BILLING ADDRESS IF IT IS DIFFERENT THAN THE SHIPPING ADDRESS.

Method of Shipment:

NOTE: Shipping Charges will be added to order total

☐ UPS brown (ground) ☐ UPS orange (3 day) ☐ UPS blue (2 day)

☐ UPS red (next day) ☐ Will Call ☐ Other (specify) \_\_\_\_\_